

Pediatric Trial Design & Endpoint Considerations

Dionna Green, M.D.
Office of Clinical Pharmacology
Office of Translational Sciences
CDER

The views and opinions expressed in this presentation reflect those of the presenter and do not necessarily reflect the views and opinions of the U.S. Food and Drug Administration

Goal

- Review efficacy/response endpoints measured in pediatric clinical trials submitted to the FDA, and describe critical endpoint attributes that may influence trial outcome

Background

- Approximately 25 - 40% of pediatric trials fail to establish safety or efficacy and result in a labeled indication for pediatric use
 - BUT, the situation is improving through an understanding of pediatric study design issues
- Contributing Factors to Trial Failure ([Failed Pediatric Drug Development Trials, Clin Pharmacol Ther 2015; 98\(3\):245-251](#))
 - Dosing (to be addressed in the afternoon session)
 - Differences between adults and pediatrics
 - Trial design
- Trial Design Challenges
 - Feasible designs for small populations
 - Placebo effect
 - Appropriate endpoints (particularly adults vs. pediatrics)

Endpoints in Pediatric Efficacy Trials



- Efficacy endpoints that are well-defined, reliable, and interpretable are critical to trial success
- The use of inappropriate or unvalidated endpoints in pediatric trials has led to trial failure
- Endpoints used in adult trials may not always be suitable for pediatrics
 - e.g. differences in the disease; developmentally inappropriate; infeasible sample size
- Attributes of the endpoint may influence trial outcome

Objectives

- Survey primary efficacy endpoints measured in pediatric drug development trials submitted to the FDA
- Characterize endpoints as subjective or objective
- Compare pediatric and adult endpoints
- Relate endpoint attributes to trial and label outcome

Methods

- Surveyed pivotal efficacy and PK/PD pediatric trials submitted under:
 - FDAAA (2007 -2012)
 - FDASIA (2012 – July 2016)
- Extracted data from FDA-authored reviews
- Endpoints were categorized as:
 - subjective vs. objective vs. both
 - same vs. different than the adult endpoint
- Trial outcomes were categorized as:
 - success vs. failure
- Label outcomes were categorized as:
 - approved vs. not approved

Pediatric Efficacy/Response Trials

	FDAAA, N	FDASIA, N	Total, N
Total Trials	133	101	234
Total Unique Drugs	83	55	138

Trial Outcome	FDAAA, N (%)	FDASIA, N (%)	Total, N (%)
Success	99 (75.6)	80 (77.7)	179 (76.5)
Failure	32 (24.4)	23 (22.3)	55 (23.5)

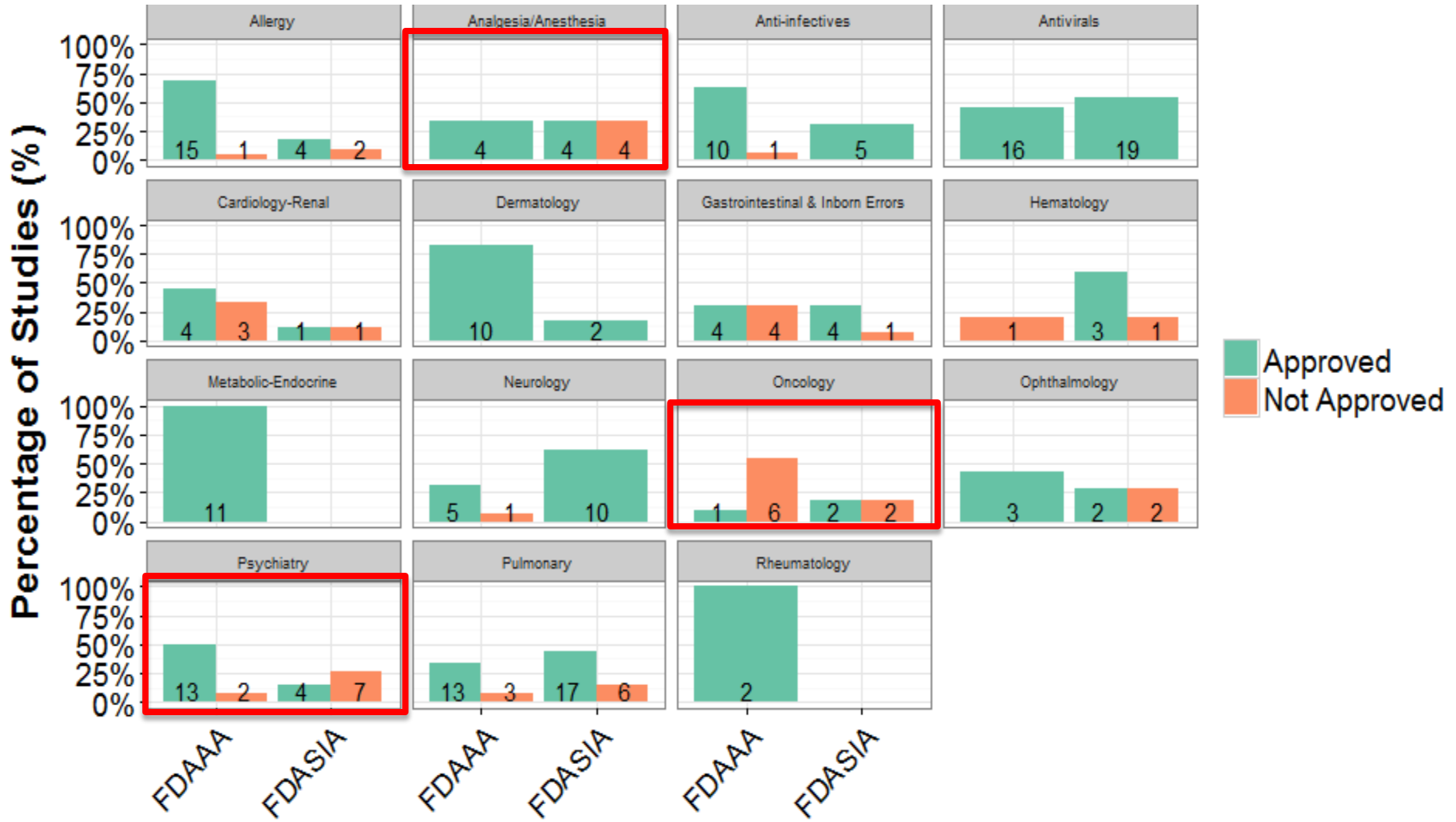
Label Outcome	FDAAA, N (%)	FDASIA, N (%)	Total, N (%)
Approved	109 (83.2)	77 (74.8)	186 (79.5)
Not approved	22 (16.8)	26 (25.2)	48 (20.5)

*Drugs approved in a subset of the full age range studied were considered to have been approved

Breakdown of Pediatric Trials

- 52 different indications; 197 distinct endpoints
- Most frequently studied areas: pulmonary (16%), antiviral (14%), allergy (12%)
- Most studied drug class: antivirals (21 different drug products)

Label Outcome by Therapeutic Area

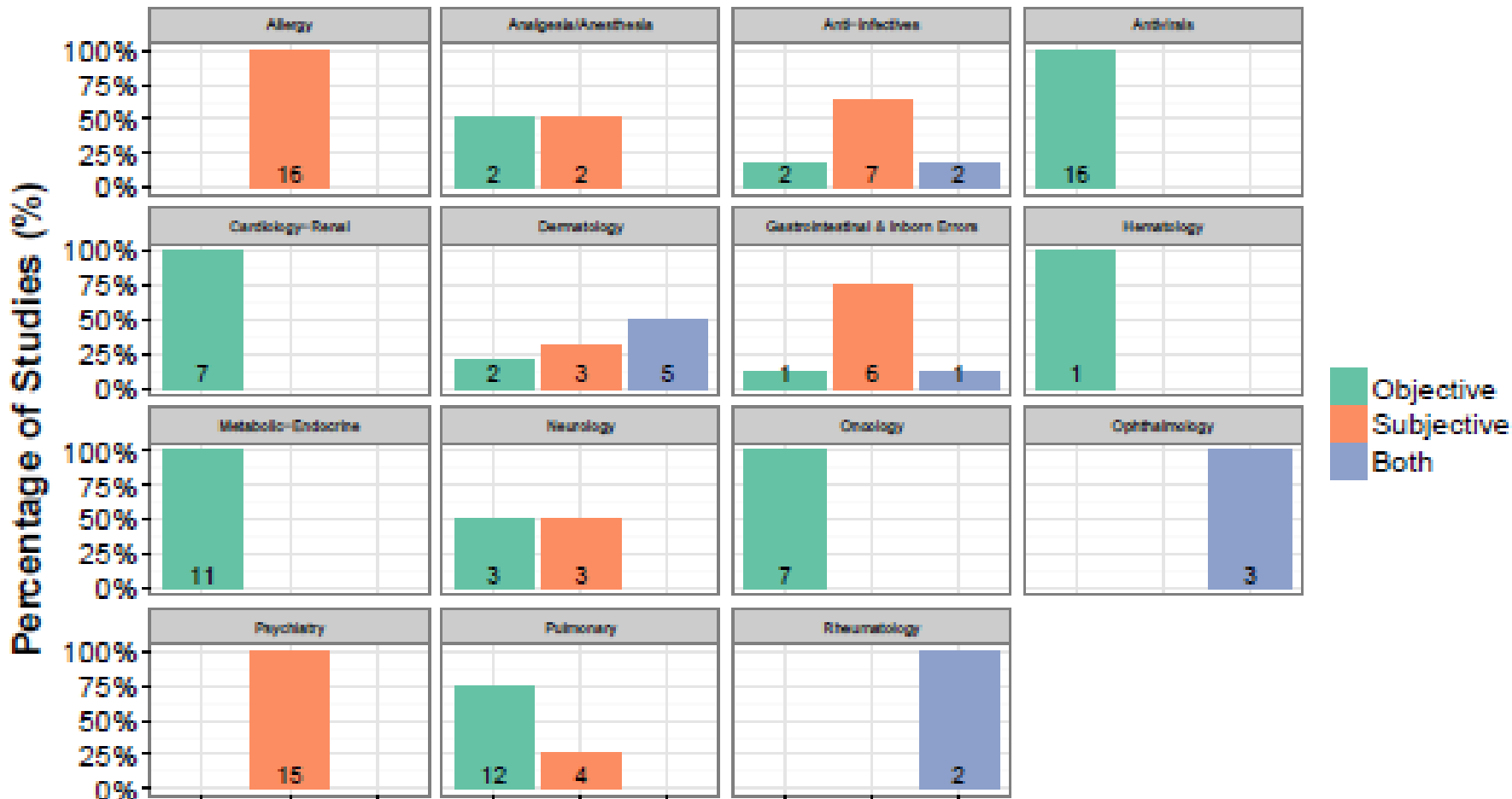


Endpoint Attributes - 1

Endpoint Type	FDAAA, N (%)	FDASIA, N (%)	Total, N (%)
Objective	62 (47.3)	52 (50.5)	114 (48.7)
Subjective	55 (42.0)	44 (42.7)	99 (42.3)
Both	14 (10.7)	7 (6.8)	21 (9.0)

Endpoint Type	Successful, N (%)	Failed, N (%)	Total, N	P-value
Objective	91 (79.8)	23 (20.2)	114	<0.05
Subjective	68 (68.7.)	31 (31.3)	99	
Both	20 (95.2)	1 (4.8)	21	

Study Endpoint Type by Therapeutic Area

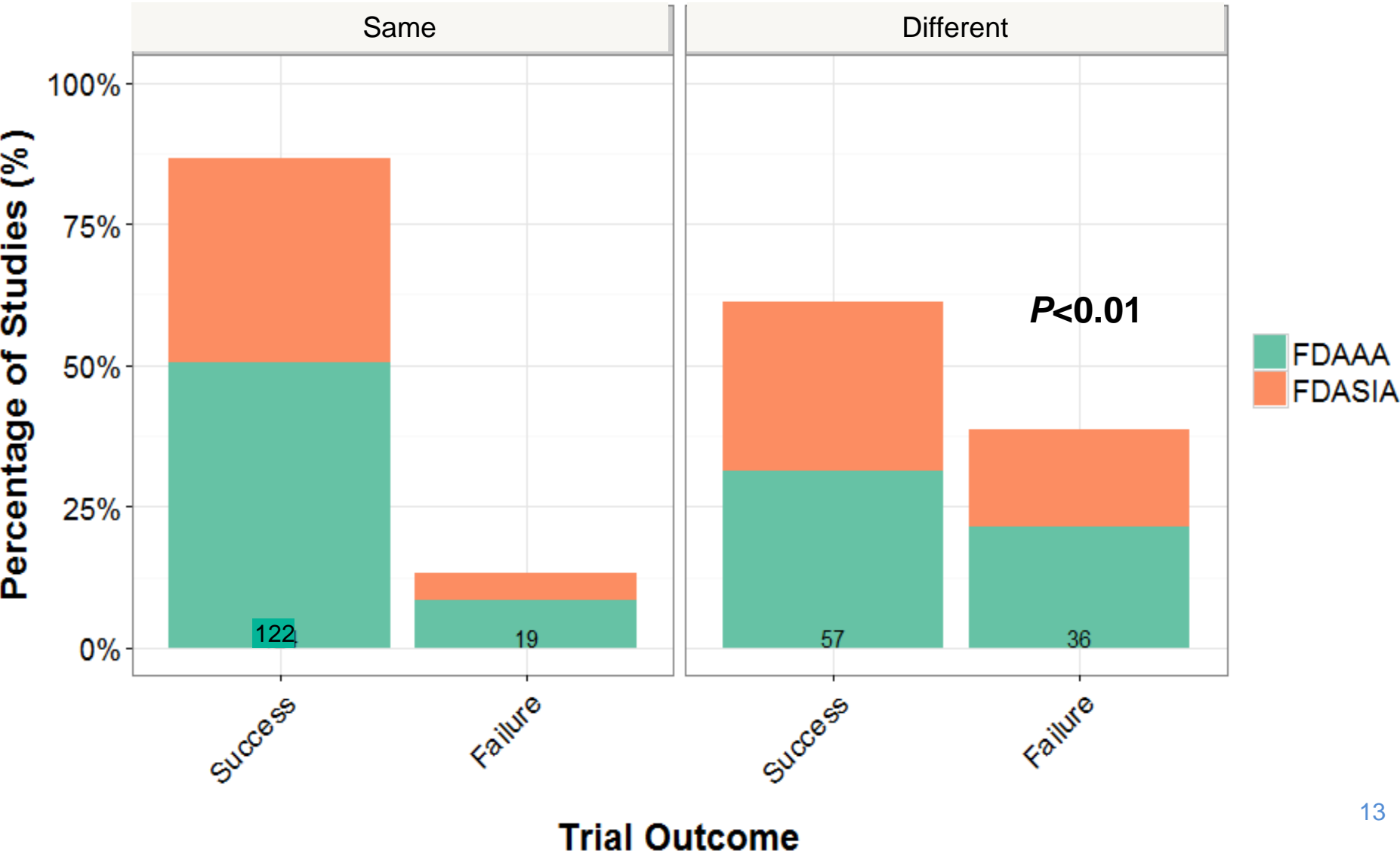


Endpoint Attributes - 2

Endpoint Type	FDAAA, N (%)	FDASIA, N (%)	Total, N (%)	P-value
Pediatric Same as Adults	84 (64.1)	57 (55.3)	141 (60.3)	<0.01
Pediatric Different than Adults	47 (35.9)	46 (44.7)	93 (39.7)	

- Most frequent therapeutic areas where pediatric & adult endpoints were:
 - the same = dermatology, anti-infective, oncology
 - different = antiviral, psychiatry, gastroenterology

Trial Outcome by Same Endpoint Used



Endpoint Attributes - 3

Type of Difference	N	Successful, N (%)	Failure, N (%)	P-value
Endpoint Measure	32	21 (65.6)	11 (34.4)	<0.01
Timing of Measurement	35	28 (80.0)	7 (20.0)	
Both	26	8 (30.8)	18 (69.2)	

- A higher trial failure rate was observed when:
 - both the endpoint itself & the time point of measurement were different
 - as opposed to when only the endpoint itself or only the time point of measurement was different

Examples – Failed Trials Where the Pediatric & Adult Endpoint Were Not the Same



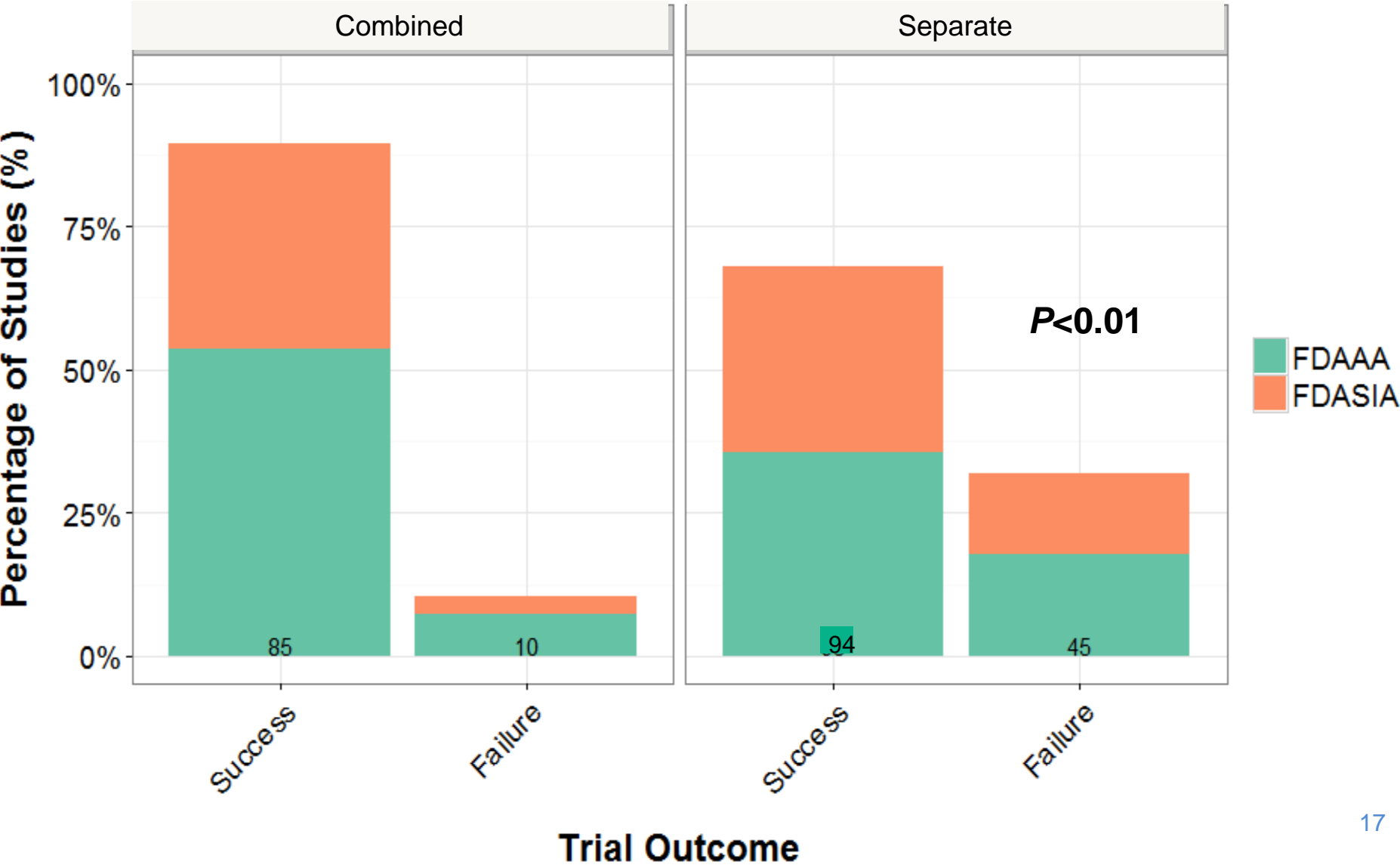
Indication	Ped Age Grp	Ped Endpoint	Time of Measurement	Adult Endpoint	Time of Measurement
PAH	1 - 17 yrs	Percent change in VO2 peak	16 wks	6-minute walk	12 wks
Chronic HBV	2 – 17 yrs	HBV DNA <1000 copies/mL & ALT normalization	48 wks	Histological improvement (biopsy)	48 wks
Bronchospasm	0 - 5 yrs	Daily asthma SS; Ped Asthma Caregiver Assessment	4 wks	FEV1	12 wks
Ppx or Tx of thrombosis (pts w/ HIT)	0 - 16 yrs	aPTT & ACT	2 hrs following every infusion	Death & amputation & new thrombosis	Time to event
Anticoagulation (PTCA or PCI or at risk of HIT)	0 – 16 yrs	ACT	30 days	Death, MI, urgent revascularization, vessel closure	Time to event
PONV	2 – 16 yrs	Complete control (no nausea, vomiting, or rescue meds)	Within 2 hrs following extubation	Complete control (no nausea, vomiting, or rescue meds)	Within 24 hrs after surgery
Ulcerative colitis	5 – 17 yrs	Treatment success defined by PUCAI	6 wks	Treatment success defined by PGA	6 wks

Combined Adult & Pediatric Trials

- 95 (40.6%) trials enrolled both adult & pediatric patients
 - 44 drug products were evaluated in these trials
- Most common therapeutic areas:
 - Allergy (e.g. allergic rhinitis)
 - Dermatology (e.g. acne)
 - Pulmonary (e.g. asthma)
- When the disease in pediatric patients and adults is the same, this is a reasonable approach

*Trials that enrolled patients less than and greater than 17 years of age were considered combined trials

Trial Outcome for Combined vs. Separate Studies



Summary - 1

- Certain therapeutic areas/indications remain problematic for pediatric trial success; investigating the reasons for trial failure is an important step to designing future studies
- **Selection of suitable endpoints for use in pediatric trials is a critical aspect of trial design**
 - When endpoints measured in adults vs. pediatrics were different, fewer trials were successful
 - Understanding the disease process and the endpoint being measured is essential
 - Including both adults and pediatric patients in a single study may be a reasonable approach when possible
 - Using a composite endpoint that includes both subjective and objective components was favorable in this assessment, but must be carefully considered
- **Endpoint selection is just one aspect of trial design; other factors must be considered**

Summary - 2

- Considerable progress has been made since the evaluation of the BPCA studies, when the pediatric trial failure rate was >40%;
 - A better understanding of trial design, endpoints and dosing will allow us to successfully plan for pediatric drug development studies in the future

