



U.S. Department of Health and Human Services
Food and Drug Administration
Center for Drug Evaluation and Research
Office of Translational Sciences
Office of Biostatistics

STATISTICAL REVIEW AND EVALUATION

CLINICAL STUDIES

NDA/BLA #: NDA 022-272

Drug Name: OxyContin (oxycodone hydrochloride) tablet

Indication(s): Management of acute pain severe enough to require opioid treatment and for which alternative treatment options are inadequate

Applicant: Purdue Pharma L.P.

Date(s): Letter date: December 10, 2014, PDUFA date: June 8, 2015

Review Priority: Priority

Biometrics Division: II

Statistical Reviewer: Feng Li, Ph.D.

Concurring Reviewers: Freda Cooner, Ph.D.

Medical Division: Division of Anesthesia, Analgesia, and Addiction Products

Clinical Team: Javier Muniz, M.D.

Project Manager: Diana Walker

Keywords: NDA review, Pediatric Written Request (PWR), Clinical Studies

Table of Contents

LIST OF TABLES.....	3
LIST OF FIGURES.....	4
1. EXECUTIVE SUMMARY	5
2. INTRODUCTION	6
2.1 OVERVIEW.....	6
2.2 DATA SOURCES	7
3. STATISTICAL EVALUATION	7
3.1 DATA AND ANALYSIS QUALITY	7
3.2 EVALUATION OF EFFICACY	7
3.2.1 <i>Study Design and Endpoints</i>	7
3.2.2 <i>Statistical Methodologies</i>	8
3.2.3 <i>Patient Disposition, Demographic and Baseline Characteristics</i>	8
3.2.4 <i>Results and Conclusions</i>	10
3.3 EVALUATION OF SAFETY	13
4. FINDINGS IN SPECIAL/SUBGROUP POPULATIONS	13
4.1 GENDER, AGE AND RACE	13
4.2 OTHER SPECIAL/SUBGROUP POPULATIONS	15
5. SUMMARY AND CONCLUSIONS	15
5.1 STATISTICAL ISSUES	15
5.2 COLLECTIVE EVIDENCE.....	16
5.3 CONCLUSIONS AND RECOMMENDATIONS	16
5.4 LABELING RECOMMENDATIONS	16
APPENDIX.....	18

LIST OF TABLES

Table 1: Subject Disposition.....	9
Table 2: Summary of Demographics and Baseline Characteristics	9
Table 3: Summary of Efficacy Analysis Results	11

LIST OF FIGURES

Figure 1: Pain Assessments by Dose Interval.....	12
Figure 2: Total Supplemental Opioids by Dose Interval	12
Figure 3: Pain Assessments by Age Group.....	13
Figure 4: Total Supplemental Opioids by Age Group	14
Figure 5: Pain Assessments by Gender.....	14
Figure 6: Total Supplemental Opioids by Gender	15

1. EXECUTIVE SUMMARY

Purdue Pharma L.P. has submitted a supplemental NDA for OxyContin to apply for pediatric exclusivity and approval for updating the labeling to include the pediatric studies results in response to the Pediatric Written Request (PWR) #3, Amendment #2, issued on November 14, 2011. OxyContin is an extended-release (ER) oral formulation of oxycodone hydrochloride (HCl) and currently indicated for the management of pain severe enough to require daily, around-the-clock, long-term opioid treatment and for which alternative treatment options are inadequate. The applicant submitted three studies to fulfill the requirement of the PWR. This review focuses on the efficacy study (Study 2) requested by the PWR. Based on my review, the efficacy study was not prospectively designed or powered to demonstrate superiority over placebo, and as such could not provide evidence for efficacy with appropriate statistical significance for the proposed pediatric indication.

The submitted efficacy study (Study OXP3003) was a multicenter, double-blind, randomized, placebo-controlled, dose-ranging study designed to evaluate the pharmacokinetics, safety, and efficacy of Oxy Pediatric Liquid 1 mg/mL (oxycodone HCl oral solution) in patients aged 5 to 16 years old. Patients were opioid-naïve at study entry or pre-operatively and had moderate to severe pain requiring opioid analgesics for at least 2 days. At randomization, a total of 68 eligible patients were stratified into two groups (5 to < 12 years and 12 to ≤ 16 years) and randomly assigned in a 3:3:2 ratio to receive Oxy Pediatric Liquid 0.1 mg/kg, Oxy Pediatric Liquid 0.2 mg/kg, or placebo. Patients were administered Oxy Pediatric Liquid or placebo every 6 hours for a total of 4 to 5 doses. All patients were permitted to receive patient controlled analgesia (PCA) or oral morphine sulfate as supplemental pain medication. Efficacy assessments included supplemental pain medication usage and pain intensity. The study was powered for pharmacokinetics evaluation and adverse events detection.

Neither the protocol nor the Statistical Analysis Plan (SAP) clearly specified the primary or secondary efficacy endpoints for treatment comparisons. The study report presented analysis results for multiple variables evaluating pain scores and supplemental pain medication usage, respectively. A statistical test for dose response was performed on each of these efficacy variables using the Jonckheere-Terpstra approach. No adjustment for multiplicity was planned or performed. The full efficacy analysis population included the 65 patients who received at least one dose of study medication and had at least one subsequent efficacy evaluation. Efficacy outcomes were not collected for the discontinued patients after they stopped the randomized treatment pre-maturely. There was no imputation method proposed for missing efficacy assessments.

Dose response was not established with statistical significance at a one-sided level of 0.025 or two-sided level of 0.05 for most of the efficacy variables. Nevertheless, it was observed that all of these efficacy variables were numerically in favor of oxycodone against placebo. Patients randomized to placebo reported slightly higher pain on average and used more supplemental pain medications during the study.

In summary, the efficacy study was not prospectively designed or powered to show superiority over placebo, and as such it could not provide evidence of efficacy with the usually required level of statistical significance.

2. INTRODUCTION

2.1 Overview

OxyContin is an extended-release (ER) oral formulation of oxycodone hydrochloride (HCl) and currently indicated for the management of pain severe enough to require daily, around-the-clock, long-term opioid treatment and for which alternative treatment options are inadequate. Purdue is submitting this efficacy supplemental NDA in support of updating the OxyContin labeling to include the pediatric study results in accordance with the November 14, 2011 Written Request (WR) #3, Amendment #2.

An initial PWR was issued in 1998. Thereafter, the division and the applicant have discussed revisions of the PWR on multiple occasions. The latest version was PWR #3, Amendment #2 issued in November 2011 for both NDA 020553 and NDA 022272, which requested the following three studies:

Study 1: Pharmacokinetic (PK) study of an age-appropriate formulation of oxycodone in opioid-naïve patients from birth up to less than four years of age.

Study 2: Efficacy, safety, and PK study of an age-appropriate formulation of immediate release (IR) oxycodone in opioid-naïve patients from five years up to no more than 16 years of age.

Study 3: Open-label safety and PK study of an oxycodone controlled-release tablet in opioid tolerant patients from six years to no more than 16 years of age with moderate to severe pain requiring around-the-clock opioid therapy for an extended period of time.

The PWR specified that Study 2 should be active or placebo-controlled, double-blind, dose-ranging, in-patient, superiority study evaluating the pharmacokinetics (using a population pharmacokinetic approach) of oxycodone after single and repeated dosing (preferably at a steady state) of an age-appropriate population. This study should also include assessment of efficacy (i.e., pain intensity evaluations and rescue medication usage) and safety (i.e., adverse events). The study should enroll sufficient number of pediatric patients to demonstrate a clinically meaningful difference in pain intensity between active and comparator. The PWR further requested that confidence intervals and significance test for differences between treatment groups in pain scores and rescue medication use be computed, variability of patients within treatment groups be characterized.

In the advice letter dated May 14, 2010, the division stated that completed Study OXP1005 and Study OXP3003 may be used as Studies 1 and 2, respectively. The applicant subsequently completed Study OTR3001 to fulfill Study 3 requirements. Both Study OXP1005 and Study

OTR3001 were open-label studies. Study OXP3003 was a randomized, double-blind, placebo-controlled dose-ranging study. This statistical review focuses on Study OXP3003.

This review mainly evaluates whether the updated labeling was supported by the study data.

2.2 Data Sources

The efficacy data submitted for Study OXP3003 can be found at <\\Cdseub1\evsprod\NDA022272\0224\m5\datasets\exp3003>.

3. STATISTICAL EVALUATION

3.1 Data and Analysis Quality

The applicant submitted study SDTM tabulation datasets and AdAM analysis datasets in CDISC format. The datasets and define files were of acceptable quality, and were sufficient for validating study results.

3.2 Evaluation of Efficacy

3.2.1 Study Design and Endpoints

Study OXP3003 was a multicenter, double-blind, randomized, placebo-controlled, dose-ranging study designed to evaluate the pharmacokinetics, safety, and efficacy of Oxy Pediatric Liquid 1 mg/mL (oxycodone HCl oral solution) in patients aged 5 to 16 years old. Patients were opioid-naïve at study entry or pre-operatively and had moderate to severe pain requiring opioid analgesics for at least 2 days. The primary objectives of this study stated in the protocol were to characterize in-patients the pharmacokinetics and safety of Oxy Pediatric Liquid 1 mg/mL. The secondary objective was to assess the efficacy of Oxy Pediatric Liquid 1 mg/mL compared with placebo. The study started enrollment in January 2003 and completed in April 2004.

The protocol stated that sufficient number of patients would be enrolled to achieve 100 PK evaluable patients with approximately equal number of patients in the 5 to <12 year old age group and 12 to ≤16 year old age group. At randomization, eligible patients were stratified into the two age groups and randomly assigned in a 3:3:2 ratio to receive 0.1 mg/kg Oxy Pediatric Liquid, 0.2 mg/kg Oxy Pediatric Liquid, or placebo. Patients were administered Oxy Pediatric Liquid or placebo every 6 hours for a total of 4 to 5 doses. In the case of post-operative patients, study treatment could begin when the patients were ready to take oral medication. Dosing was based on the weight of the patients in this study. All patients were permitted to receive patient controlled analgesia (PCA) or oral morphine sulfate (if the intravenous route stopped functioning) as supplemental pain medication during the double-blind treatment.

Efficacy assessments included supplemental pain medication usage and pain intensity. Pain intensity (i.e., pain right now) was measured using the Faces Pain Scale-Revised (FPS-R) prior to and 1 hour after each dose, with additional recordings at 0.5, 1, 2, and 3 hours after the first dose. These pain intensities were recorded as scheduled pain assessments. Additionally, unscheduled pain intensity scores were recorded based on an 11-point Numeric Rating Scale when nurse-administered PCA was given. All doses of PCA morphine and other supplemental pain medications were to be recorded in the case report form.

According to the applicant, the study was powered for PK evaluation and adverse events detection instead of efficacy demonstration.

3.2.2 Statistical Methodologies

Neither the protocol nor the Statistical Analysis Plan (SAP) clearly specified the primary or secondary efficacy endpoints for treatment comparisons. The study report presented analysis results for multiple variables evaluating pain scores and supplemental pain medication usage, respectively. A statistical test for dose response was performed on each of these efficacy variables using the Jonckheere-Terpstra approach. No adjustment for multiplicity was planned or performed. The full efficacy analysis population included the 65 patients who received at least one dose of study medication and had at least one subsequent efficacy evaluation. Efficacy outcomes were not collected for the discontinued patients after they stopped the randomized treatment pre-maturely. There was no imputation method proposed for missing efficacy assessments.

3.2.3 Patient Disposition, Demographic and Baseline Characteristics

The protocol stated that sufficient number of patients would be enrolled to achieve 100 PK evaluable patients. However, according to the applicant, Study OXP3003 was terminated early due to reasons unrelated to safety and efficacy. A total of 68 patients were randomized. Three patients discontinued the study early prior to receiving the study treatments. The full analysis population included 65 patients, 19 receiving placebo, 24 receiving Oxy Pediatric Liquid 0.1 mg/kg, and 22 receiving Oxy Pediatric Liquid 0.2 mg/kg (Table 1). Overall, approximately 17% of the patients discontinued the double-blind period early. The primary reason for discontinuation was subject's choice. The discontinuation rate of the Oxy Pediatric Liquid 0.2 mg/kg group was the lowest among the three treatment groups while the other two treatment groups had similar discontinuation rates. The dropout pattern was similar between the two age groups.

The demographic and baseline characteristics were comparable across treatment groups (Table 2). About 40% of the patients were less than 12 years old. The majority of the patients were female (63%). The median pre-dose pain score of the patients randomized to Oxy Pediatric Liquid 0.2 mg/kg was 2.5, notably lower than those of the other two groups. The median pre-

dose pain scores of the patients randomized to placebo and Oxy Pediatric Liquid 0.1 mg/kg were both 4.

Table 1: Subject Disposition

Age Group	Placebo	0.1 mg/kg	0.2 mg/kg	Total
All patients	N=19	N=24	N=22	N=65
Completed, n (%)	15 (79)	18 (75)	21 (95)	54 (83)
Discontinued, n(%)	4 (21)	6 (25)	1(5)	11 (17)
Adverse event	1 (5)	1 (4)	0	2 (3)
Subject's choice	3 (16)	3 (13)	1 (5)	7 (11)
Administrative	0	2 (8)	0	2 (3)
Age group: 5 to <12 years	N=7	N=10	N=9	N=26
Completed, n (%)	6 (86)	7 (70)	9 (100)	22 (85)
Discontinued, n(%)	1 (14)	3 (30)	0	4 (15)
Adverse event	0	1 (10)	0	1 (4)
Subject's choice	1 (14)	1 (10)	0	2 (8)
Administrative	0	1 (10)	0	1 (4)
Age group: 12 to ≤16 years	N=12	N=14	N=13	N=39
Completed, n (%)	9 (75)	11 (79)	12 (92)	32 (82)
Discontinued, n(%)	3 (25)	3 (21)	1 (8)	7 (18)
Adverse event	1 (8)	0	0	1 (3)
Subject's choice	2 (17)	2 (14)	1 (8)	5 (13)
Administrative	0	1 (7)	0	1 (3)

Source: Clinical study report, Table 14.1.1

Table 2: Summary of Demographics and Baseline Characteristics

	Placebo (N=19)	0.1 mg/kg (N=24)	0.2 mg/kg (N=22)	Total (N=65)
Mean age (SD)	12 (3)	11 (3)	11 (4)	11 (3)
Age group, n (%)				
5 to <12 years	7 (37)	10 (42)	9 (41)	26 (40)
12 to ≤16 years	12 (63)	14 (58)	13 (59)	39 (60)
Gender, n (%)				
Male	7 (37)	9 (37)	8 (36)	24 (37)
Female	12 (63)	15 (63)	14 (64)	41 (63)
Race, n (%)				
White	16 (84)	16 (67)	16 (73)	48 (74)
Black	1 (5)	3 (12)	1 (4)	5 (8)
Asian	1 (5)	1 (4)	0	2 (3)
Other	1 (5)	4 (17)	5 (23)	10 (15)
Weight (kg)				
Mean (SD)	43 (14)	43 (19)	44 (23)	44 (19)
Baseline pain intensity*				
Mean (SD)	3.5 (2.6)	3.3 (2.8)	2.8 (2.5)	3.2 (2.6)
Median	4	4	2.5	3.5
(Min, Max)	(0, 9)	(0, 10)	(0, 8)	(0, 10)

Source: Clinical study report, Table 14.1.3; SD: standard deviation

*: derived using the pre-dose FPS-R pain scores from the ADXP dataset.

3.2.4 Results and Conclusions

The applicant provided a table of summary of efficacy results with p-values from the Jonckheere-Terpstra test for non-increasing dose response (Table 3). Confidence intervals for the treatment differences were not submitted. I was able to reproduce these results and noted that the p-values provided in the table are all one-sided.

Denote T_1 , T_2 , and T_3 as the median of an efficacy variable for placebo, Oxy Pediatric Liquid 0.1 mg/kg, and Oxy Pediatric Liquid 0.2 mg/kg, respectively. The null hypothesis $T_1=T_2=T_3$ was tested against the alternative of non-increasing order, that is, $T_1 \geq T_2 \geq T_3$, with at least one strict inequality. The applicant compared the left-tail p-value from the Jonckheere-Terpstra test to the significance level of 0.05 to determine if there was a statistically significant dose response for each efficacy variable and thus claimed that most of the efficacy variables demonstrated dose response with statistical significance. In particular, the applicant claimed that “During the 6 hour interval following first dose, pain scores were statistically significantly lower in the active treatment groups compared to the placebo group ($p=.034$)” in Section 14 of the labeling.

To be comparable to a hypothesis testing based on a two-sided significance level of 0.05, which is the usual standard for efficacy comparisons, a statistical test based on a one-sided p-value should be compared to the threshold of 0.025. Thus, only the tests for dose responses in total PCA morphine usage excluding the first dosing interval and the maximum overall pain score reached nominal significance at the level of 0.025. However, since there was no multiplicity adjustment, the overall type-I error was not controlled and it is difficult to interpret these p-values. Nevertheless, all the analyses results were numerically in favor of oxycodone in comparison to placebo. Overall, placebo patients reported higher pain scores and used more supplemental pain medications than the two active treatment groups.

Table 3: Summary of Efficacy Analysis Results

	Dose Interval	Placebo Mean (SD)	0.1 mg/kg Mean (SD)	0.2 mg/kg Mean (SD)	P value
PCA Morphine	0 - <6 hours	0.19 (0.15)	0.11 (0.11)	0.11 (0.10)	.083
	Overall, excl 0-<6 hours	0.58 (0.52)	0.25 (0.27)	0.27 (0.30)	.017
	Overall, incl 0-<6 hours	0.69 (0.64)	0.34 (0.35)	0.37 (0.38)	.047
Total Opioid	0 - <6 hours	0.20 (0.16)	0.11 (0.11)	0.12 (0.10)	.096
	Overall, excl 0-<6 hours	0.60 (0.52)	0.27 (0.28)	0.33 (0.35)	.040
	Overall, incl 0-<6 hours	0.71 (0.64)	0.35 (0.36)	0.44 (0.44)	.077
Acetaminophen	0 - <6 hours	0.26 (1.13)	0	0	.096
	Overall, excl 0-<6 hours	5.25 (10.94)	1.44 (3.71)	0.47 (2.14)	.032
	Overall, incl 0-<6 hours	4.68 (10.34)	1.32 (3.57)	0.45 (2.09)	.039
Pain Score	Mean, 0-<6 hours	4.1 (1.37)	3.3 (2.07)	3.1 (2.50)	.034
	Max, 0-<6 hours	6.8 (2.12)	4.8 (2.79)	5.4 (3.05)	.047
	1 hr post dose, excl 0-<6	3.5 (1.30)	2.8 (2.07)	2.8 (2.67)	.038
	1 hr post dose, incl 0-<6	3.9 (1.28)	2.9 (2.02)	3.0 (2.54)	.031
	6 hrs post dose, excl 0-<6	3.5 (1.35)	3.0 (2.27)	3.2 (2.87)	.195
	6 hrs post dose, incl 0-<6	4.2 (1.54)	2.9 (2.23)	3.2 (2.81)	.033
	Mean, Overall	4.1 (1.09)	3.2 (2.00)	3.2 (2.50)	.030
	Max, Overall	7.5 (2.01)	6.0 (2.63)	5.7 (2.97)	.018

*Based on Jonckheere-Terpstra test. Smaller p-values are evidence in favor of nonincreasing dose response.

Source: Clinical Study Report, Table 11; SD: standard deviation

The average pain score and total supplemental opioid usage are depicted by dose intervals for each treatment group in Figures 1 and 2, respectively. For all treatment groups, the average pain was not high at baseline and well-controlled during the study (Figure 1). Since all patients were on supplemental PCA throughout the study, it might cause difficulties to show analgesic dose response among treatments. Figure 1 shows that the separations among the pain curves for the treatments are small. In contrast, there is notable separation of the curve for the total supplemental opioid usage of the placebo patients from those of the oxycodone treated patients (Figure 2). Placebo-treated patients requested more supplemental opioids than oxycodone-treated patients throughout all dosing intervals. The two oxycodone-treated groups were similar in terms of pain scores and supplemental opioid usage. The total supplemental opioids usage included both PCA and non-PCA opioids usage. PCA morphine was the primary supplemental pain medication during the treatment period. Separate illustrations of PCA, non-PCA opioid and acetaminophen usages are further provided in the Appendix Figures 1, 2 and 3.

The pain scores analyzed were the average of the scheduled pain assessments and those recorded before each PCA administration during the corresponding dose interval. Analyses utilizing only scheduled pain scores produced similar results. The mean scores of scheduled and unscheduled pain assessments are depicted for each treatment by dose intervals in the Appendix Figures 4 and 5, respectively. Only several patients in each treatment group had unscheduled pain scores.

Figure 1: Pain Assessments by Dose Interval

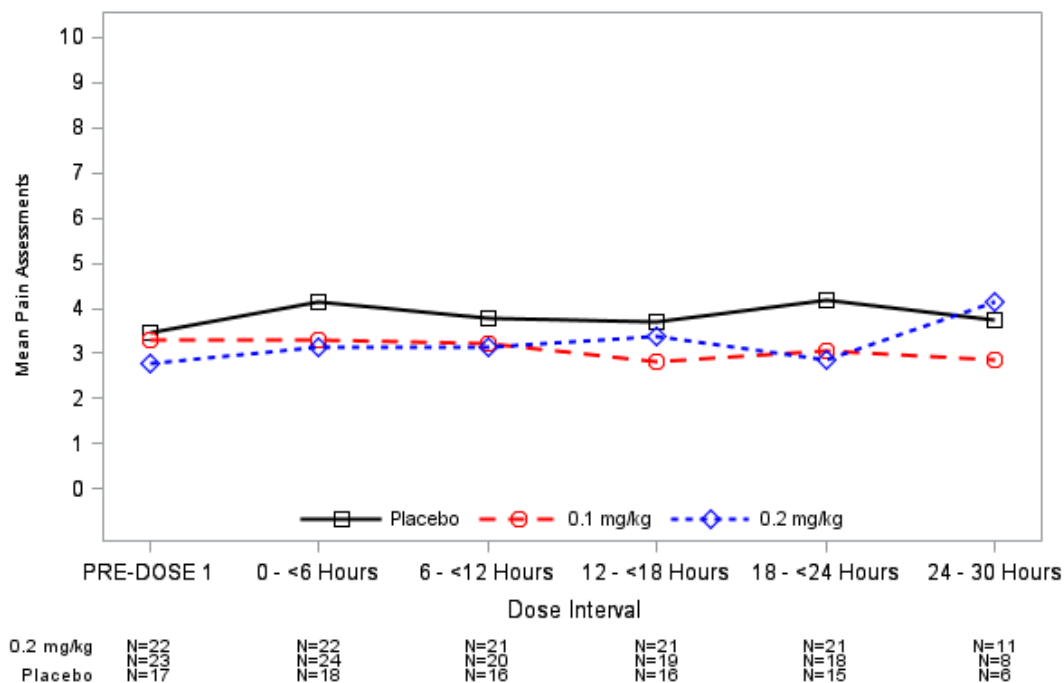
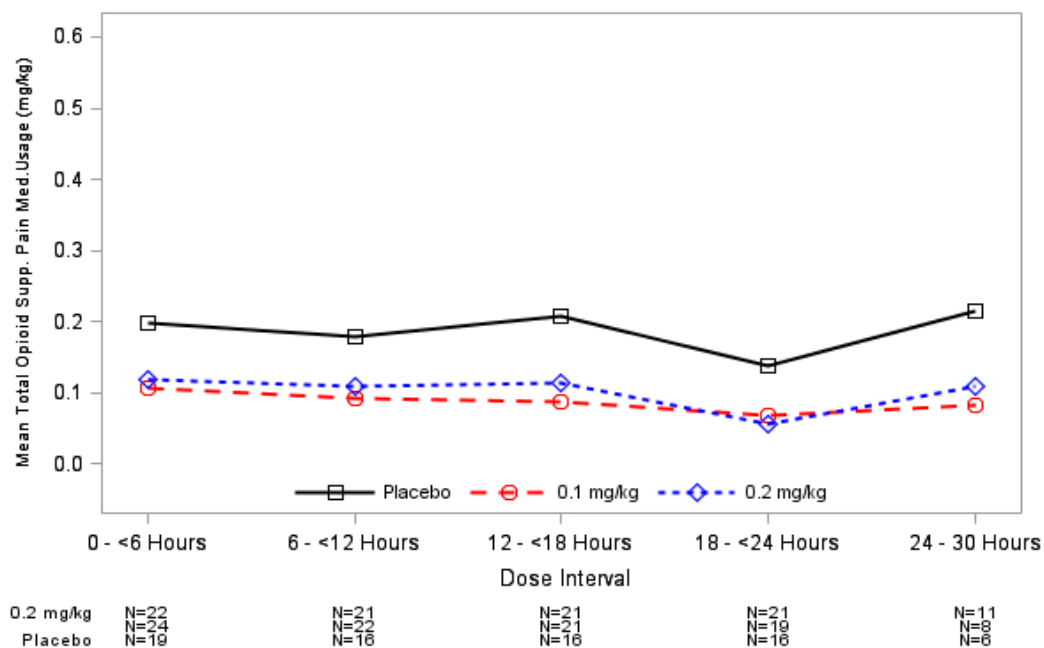


Figure 2: Total Supplemental Opioids by Dose Interval



3.3 Evaluation of Safety

The evaluation of the safety data was conducted by the clinical reviewer, Dr. Javier Muniz. Please refer to Dr. Muniz's review for detailed information regarding the adverse event profile.

4. FINDINGS IN SPECIAL/SUBGROUP POPULATIONS

The applicant presented subgroup summaries for Study OXP3003 in the Summary of Clinical Efficacy (Module 2.7.3) within this submission. I also conducted subgroup descriptive statistics and produced some plots (see below) for visual comparisons by dose intervals. Findings from the subgroup analyses were generally consistent with those observed in the overall population.

4.1 Gender, Age and Race

Subgroup analyses for race were not conducted since the majority of patients were White (74%). The average pain and average total supplemental opioids usage of each treatment group by dose intervals are depicted by age groups in Figures 3 and 4, respectively. It appears the differences between placebo- and active-treated groups are more apparent in the elder group, especially for the supplemental opioids usage. The subgroup plots by gender for pain scores and supplemental opioids usage are provided in Figures 5 and 6, respectively. The separation of the pain curves seems more evident for male patients, which may primarily due to the difference observed at baseline. The treatment effect on supplemental opioids usage in male was rather similar to that in female patients.

Figure 3: Pain Assessments by Age Group

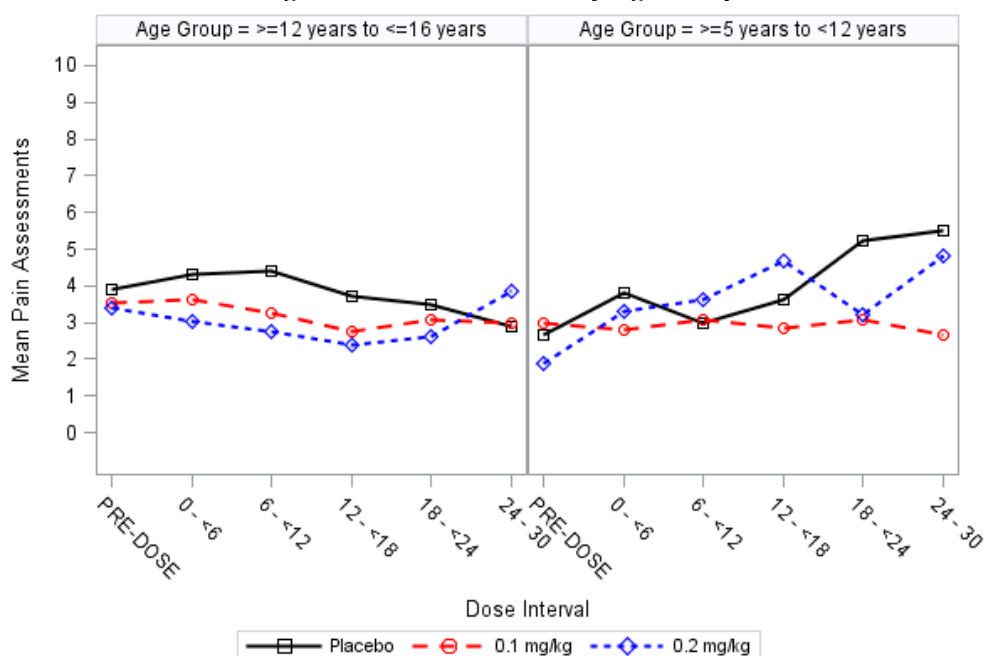


Figure 4: Total Supplemental Opioids by Age Group

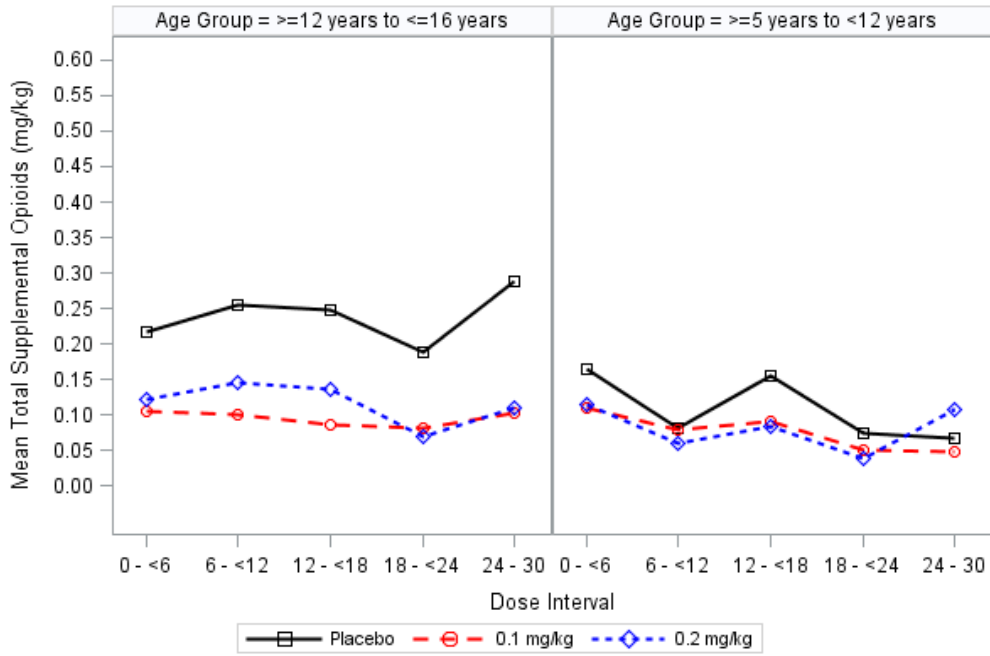


Figure 5: Pain Assessments by Gender

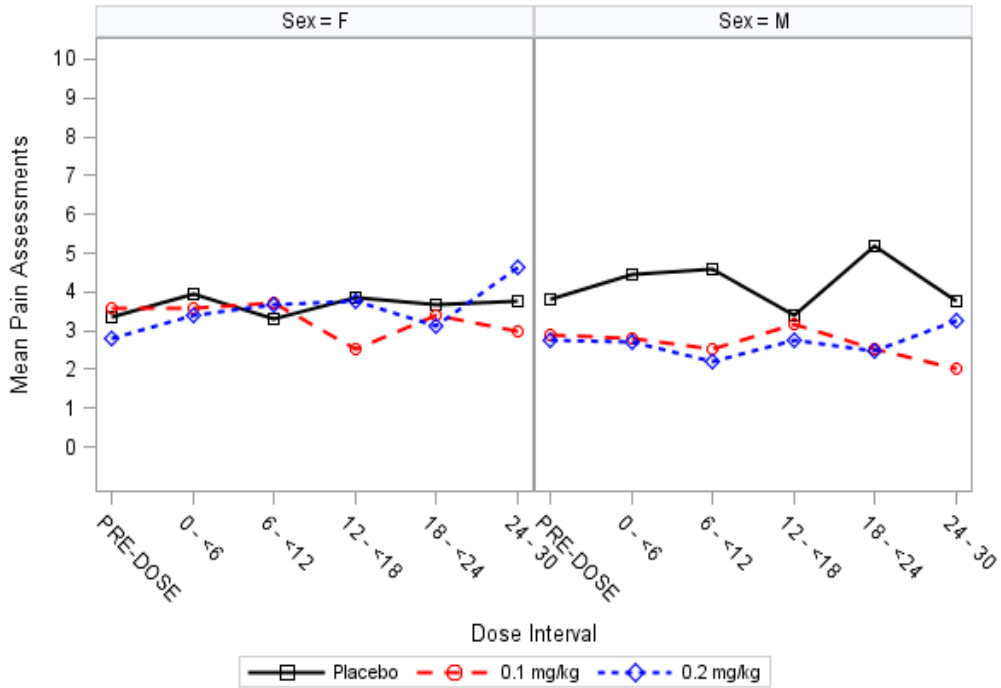
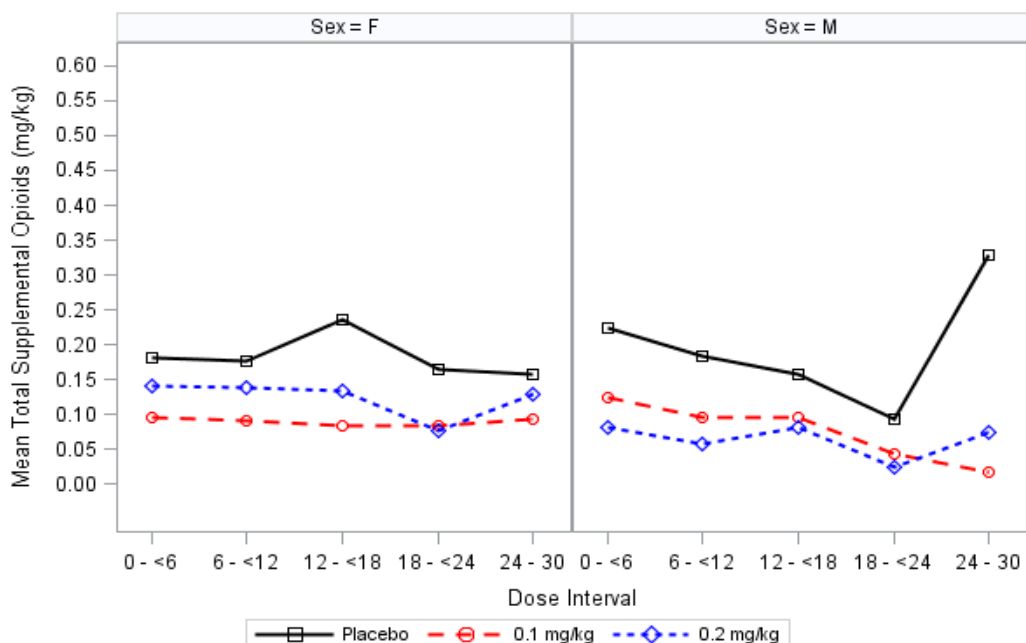


Figure 6: Total Supplemental Opioids by Gender



4.2 Other Special/Subgroup Populations

No other subgroup summaries were performed.

5. SUMMARY AND CONCLUSIONS

5.1 Statistical Issues

Some statistical issues in the applicant's efficacy analyses were identified.

Firstly, neither the protocol nor the SAP clearly specified the primary or secondary efficacy endpoints and there was no multiplicity adjustment for the multiple tests conducted for multiple endpoints. Efficacy was evaluated by testing dose response for pain intensity and supplemental pain medication usage. Efficacy variables analyzed included, but not limited to, pain intensity and total amount of supplemental pain medications in the first dose interval, overall including the first dose interval, and overall excluding the first dose interval. In the absence of an appropriate multiplicity adjustment approach, the overall Type I error was not controlled and it is difficult to interpret the p-values. This may not be a concern when all the tests reached statistical significance favoring the active drug. However, most of the tests for the efficacy variables did not reach significance at the one-sided level of 0.025 or two-sided level of 0.05. The applicant incorrectly claimed that most of the tests reached significance by inappropriately comparing one-sided p-values to the usual threshold of 0.05, which is for two-sided tests.

Secondly, neither efficacy outcomes were collected nor imputation methods were implemented for the missing data from the patients who stopped the randomized treatment pre-maturely. The applicant's efficacy analyses were based on available data only, which might be biased, especially for the total amount of supplemental pain medications usage. In the in-patient setting with 2-day treatment duration, it would have been sensible to continue to collect the efficacy outcomes off treatment from those discontinued patients.

Lastly, the study was powered for PK and adverse events detection instead of efficacy evaluation, which might be the main reason why most of the efficacy variables did not reach statistical significance. Furthermore, the applicant applied the Jonckheere-Terpstra approach for testing a monotonic dose response among placebo, oxycodone 0.1 mg/kg, and oxycodone 0.2 mg/kg. The Jonckheere-Terpstra approach is a valid test in this setting. However, the efficiency is not at its maximum when both active doses are superior to placebo but no difference between the two doses of oxycodone, which appeared to be the case observed in this study.

5.2 Collective Evidence

Dose response was not established with appropriate statistical significance for most of the efficacy variables assessing pain intensity or supplemental pain medication use. Nevertheless, it was observed that the results of the efficacy variables were all numerically in favor of oxycodone. Patients randomized to placebo reported slightly higher pain intensity on average and used more supplemental pain medications during the study. Overall, the observed data suggest that the two oxycodone doses may be efficacious for the desired indication in pediatric population. However, the study did not provide evidence of efficacy with the usually required level of statistical significance.

5.3 Conclusions and Recommendations

Study OXP3003 was the efficacy study conducted to fulfill the requirement of Study 2 specified in the PWR. However, the study was not powered for demonstrating efficacy. The efficacy results were only numerically in favor of oxycodone against placebo with respect to management of pain and reduction of usage of supplemental pain medication. Thus, the study did not meet the usual standard for providing substantial evidence of efficacy.

5.4 Labeling Recommendations

The applicant submitted the following wording to add to the clinical study section of the label for review:

Pediatric clinical studies



I have the following recommendations to the applicant:

Paragraph 4: replace [redacted] (b) (4)
[redacted] ”.

Paragraph 4: delete the sentence “ [redacted] (b) (4)
[redacted] ”

Paragraph 4: Revised the last two sentences to be [redacted] (b) (4)
[redacted] ”

Appendix

Figure 1: PCA Morphine Usage by Dose Interval

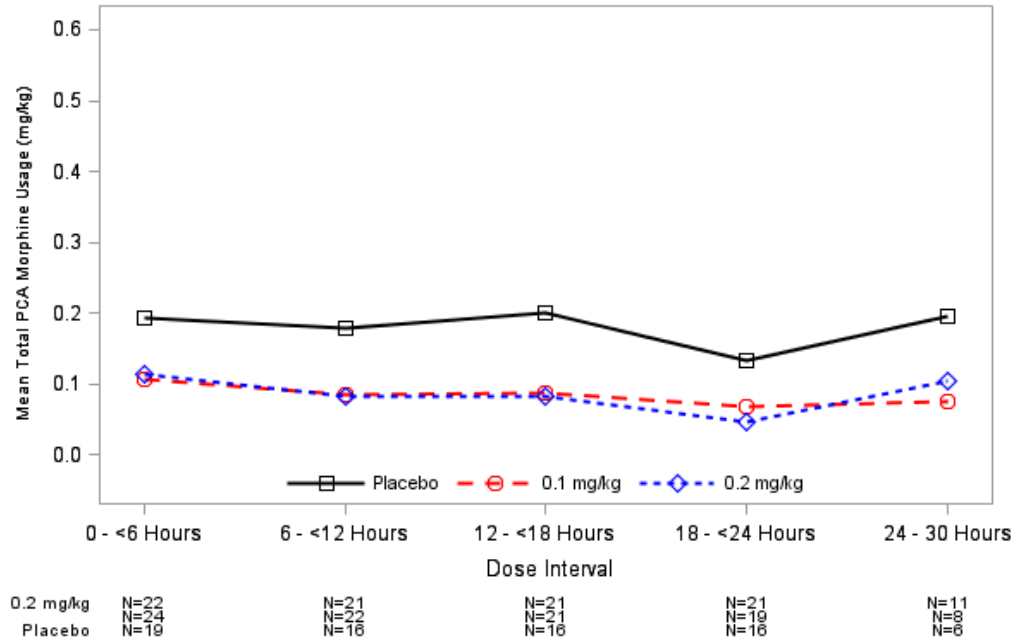


Figure 2: Total Non-PCA Morphine Usage by Dose Interval

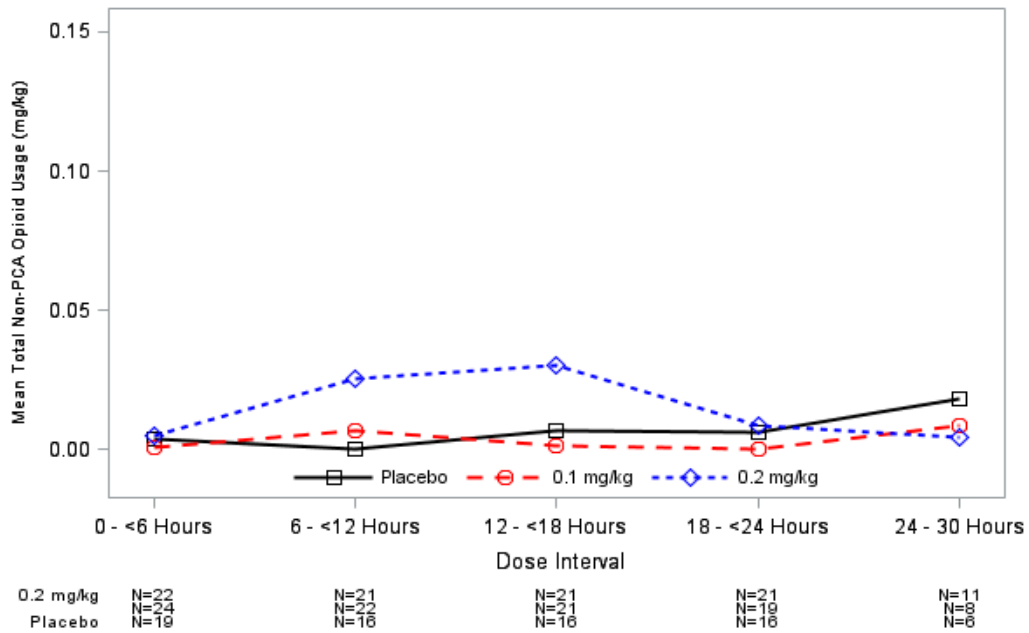


Figure 3: Total Acetaminophen Usage by Dose Interval

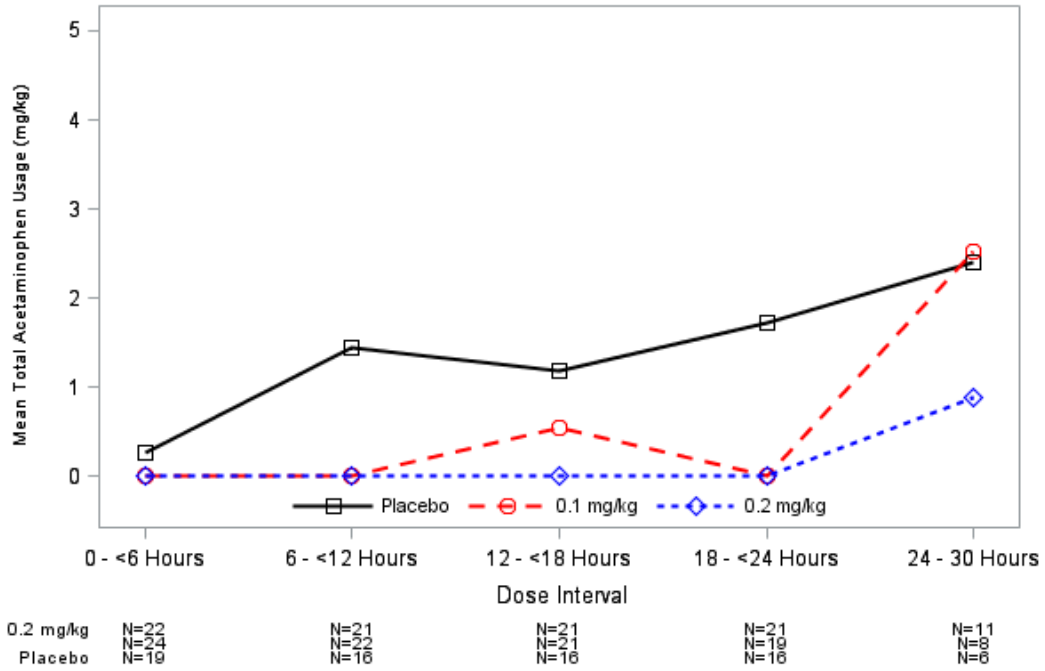


Figure 4: Scheduled Pain Assessments by Dose Interval

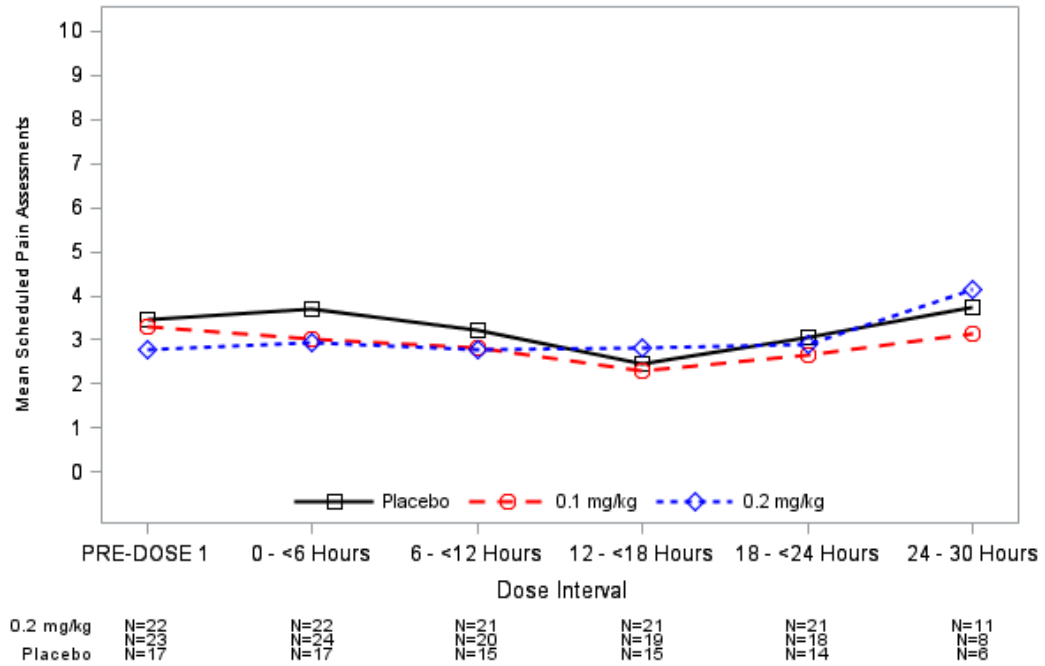
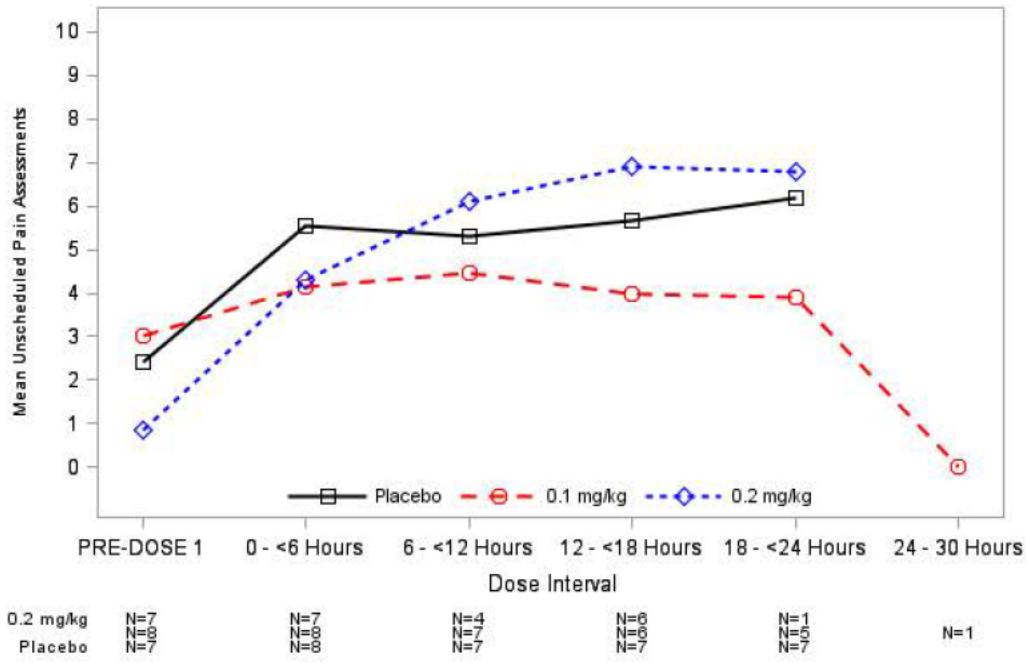


Figure 5: Unscheduled Pain Assessments by Dose Interval



This is a representation of an electronic record that was signed electronically and this page is the manifestation of the electronic signature.

/s/

FENG LI
05/07/2015

FREDA COONER
05/07/2015
I concur