



Third Party Review Organization Performance Report

Table of Contents

Introduction and Review Timeline Description	2
Definitions	4
Names of Third Party Review Organizations.....	6
Third Party Performance Data.....	7
Initial Third Party Review Time	7
Third Party Hold Time.....	10
Total Third Party Review Time	13
Total FDA Review Time.....	16
Total Time to Decision from FDA Receipt.....	19
Total Time to Decision from Third Party Receipt	22
All Third Party Review Organizations	25
AABB (AABB).....	28
Accelerated Device Approval Services, LLC (ADAS)	29
Biomarkers and Diagnostics Consulting, LLC (BDC).....	32
Center for Measurement Standards of Industrial (CMSI).....	33
New York State Department of Health (NYSDOH)	34
Nordic Institute of Dental Materials (NIOM)	35
Regulatory Technology Services, LLC (RTS)	36
Third Party Review Group, LLC (TPRG).....	39
TUV SUD America Inc. (TUV).....	42
Change Log.....	45

Introduction and Review Timeline Description

The Accredited Persons Program was created by the FDA Modernization Act of 1997 (FDAMA) to improve the efficiency and timeliness of FDA’s 510(k) process. Under the program, FDA accredits Third Parties (Accredited Persons) that are authorized to conduct the primary review of 510(k)s for eligible devices. Under [MDUFA IV](#), the FDA committed to publishing the performance of individual accredited Third Parties with at least five completed submissions on the Web (e.g., average number of holds, average time to final decision). A summary of Third Party Performance Metrics will be posted on a quarterly basis. This report contains data from FY 2018, Q1 through FY 2020, Q1 (October 1, 2017 through December 31, 2019). The number of Third Party Review Organizations with at least 5 completed submissions for each Fiscal Year is shown below:

FY2018	FY2019	FY2020	FY2021	FY2022
3	3	1	0	0

The cumulative number of Third Party 510(k) submissions accepted by Quarter for each Fiscal Year is shown below:

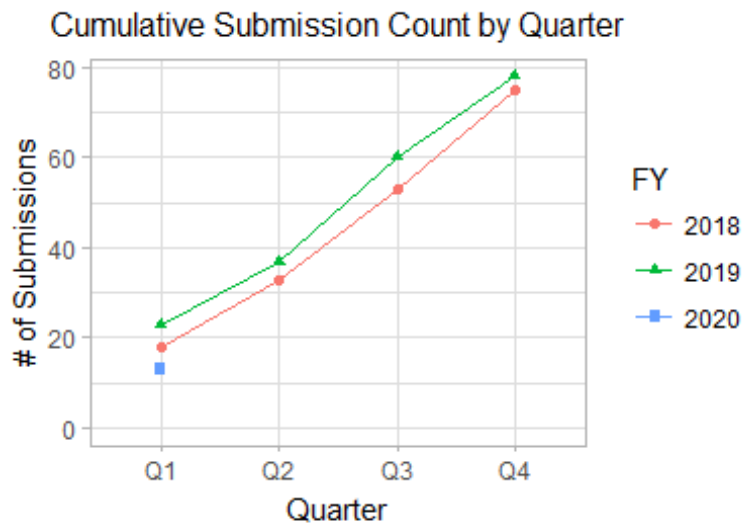
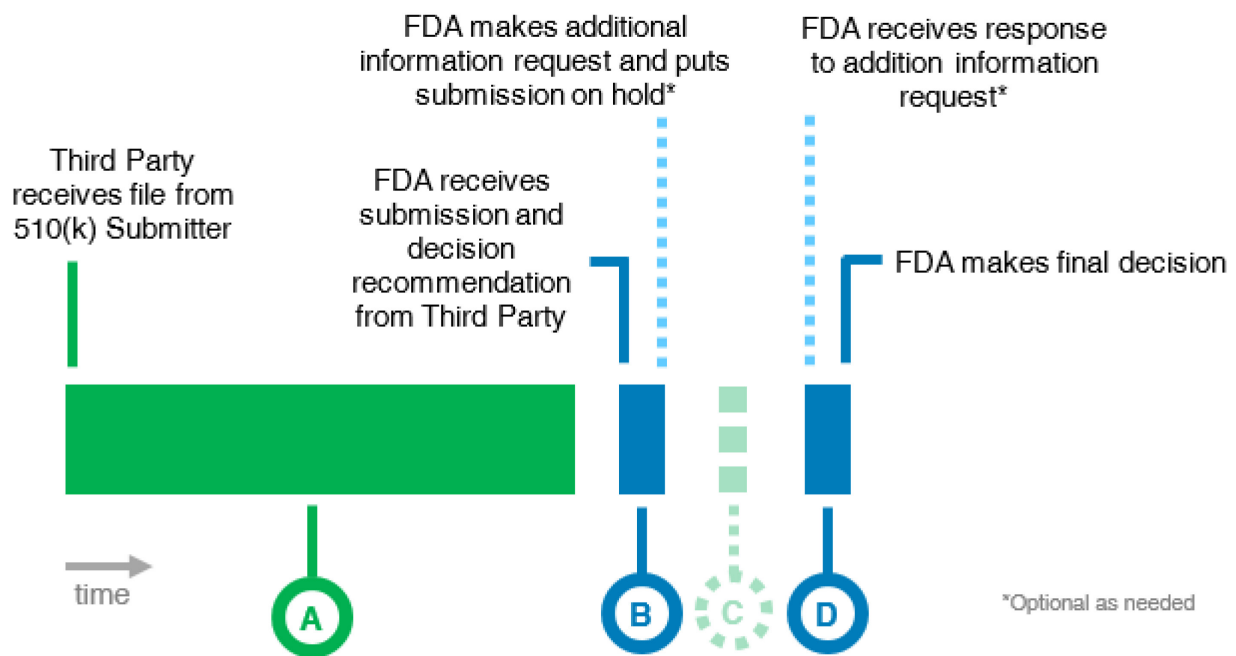


Figure 1

A Third Party 510(k) submission goes through four different stages before a final decision is made by FDA.

- Stage A - The Third Party receives the file from the 510(k) Submitter, reviews the file, and sends the file and its decision recommendation to FDA.
- Stage B - FDA reviews the submission to ensure that the Third Party has submitted all the information needed to make a final decision. If more information is needed, FDA makes a request of additional information, notifies the Third Party, and puts the submission on hold.
- Stage C (Optional) - The Third Party reviews FDA’s request for additional information and notifies the 510(k) submitter. The Third Party responds to FDA’s deficiencies, updating the review memo and submission as necessary. The submission is considered on hold until FDA receives a complete response to its request for additional information.
- Stage D - FDA reviews the additional information and makes a final decision.



Definitions

1) **Initial Third Party Review Time:**

- = Date FDA receives Third Party submission
- Date Third Party receives the file from the 510(k) Submitter

Elapsed time in days for the Third Party to review the 510(k) Submitter's file and determine its decision recommendation for a final MDUFA IV decision (SE or NSE). The elapsed time includes the time needed for the 510(k) Submitter to resolve deficiencies. The Third Party provides the Submitter's file, its associated Third Party review documentation and its decision recommendation to FDA.

2) **Third Party Hold Time:**

- = Date FDA receives response to request for additional information
- Date FDA makes decision to put submission on hold

Elapsed time in days for the Third Party to respond to a request for additional information from FDA for a final MDUFA IV decision (SE or NSE). If the Third Party does not receive a request for additional information, *Third Party Hold Time* is set to 0 days. If the file is placed on hold more than once, this is the total number of days the file has been on hold.

3) **Total Third Party Review Time:**

- = *Initial Third Party Review Time + Third Party Hold Time*

Elapsed time in days for a Third Party to review a file from a 510(k) Submitter, including the time it is on hold for a final MDUFA IV decision (SE or NSE).

4) **Total FDA Review Time:**

- = Date FDA makes Final Decision - Date FDA receives Third Party Submission
- *Third Party Hold Time*

Elapsed time in days for FDA to provide a final MDUFA IV decision (SE or NSE) to a Third Party submission. By statute, FDA must provide a final MDUFA IV decision in 30 days. *Total FDA Review Time* does not include the number of days that a submission is on hold waiting for additional information from the Third Party.

5) **Total Time to Decision from FDA Receipt:**

- = *Total FDA Review Time + Third Party Hold Time*

Elapsed time in days between FDA's receipt of a Third Party submission and FDA's final MDUFA IV decision (SE or NSE). *Total Time to Decision from FDA Receipt* includes *Third Party Hold Time*, while *Total FDA Review Time* does not. For non-Third Party files, *Total Time to Decision from FDA Receipt* is called Total Time to Decision (TTD).



6) **Total Time to Decision from Third Party Receipt:**

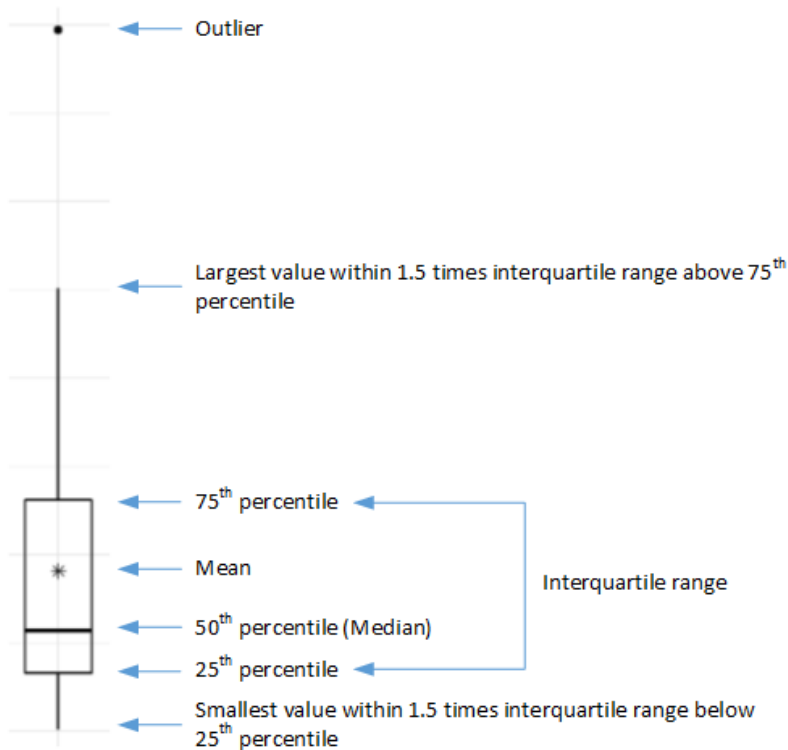
= *Total Third Party Review Time + Total FDA Review Time*

Elapsed time in days for FDA and a Third Party to provide a final MDUFA IV decision (SE or NSE) to a submitter. *Total Time to Decision from Third Party Receipt* spans the entire lifecycle of a TP submission.

Names of Third Party Review Organizations

All 3PROs	All Third Party Review Organizations
AABB	AABB
ADAS	Accelerated Device Approval Services, LLC
BDC	Biomarkers and Diagnostics Consulting, LLC
CMSI	Center for Measurement Standards of Industrial
NYSDOH	New York State Department of Health
NIOM	Nordic Institute of Dental Materials
RTS	Regulatory Technology Services, LLC
TPRG	Third Party Review Group, LLC
TUV	TUV SUD America Inc.

Box Plot Legend:



Box Plot Sources:
 Tukey (John W. Tukey (1977). Exploratory Data Analysis. Addison-Wesley.)
 H. Wickham. ggplot2: Elegant Graphics for Data Analysis. Springer-Verlag New York, 2016.

Third Party Performance Data

Initial Third Party Review Time

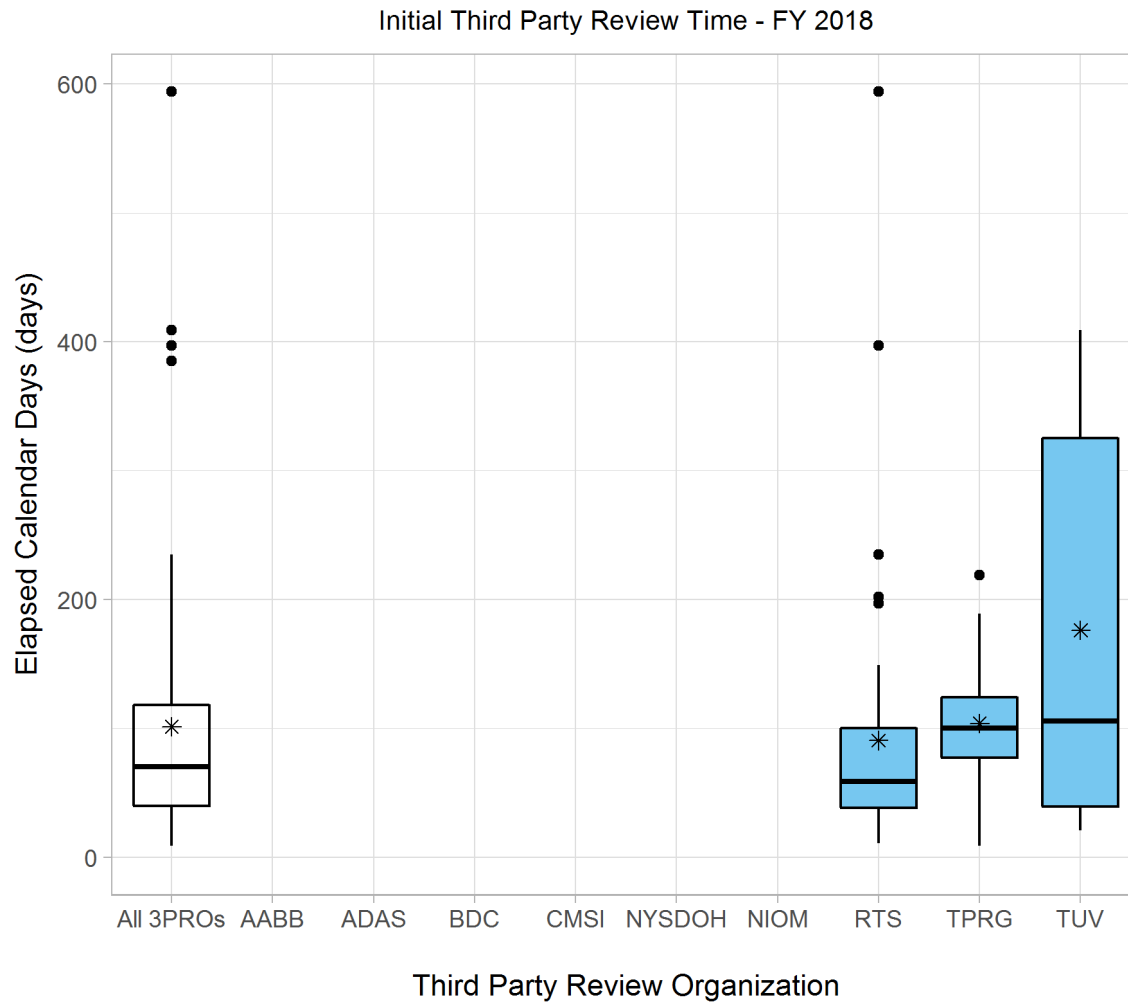


Figure 2

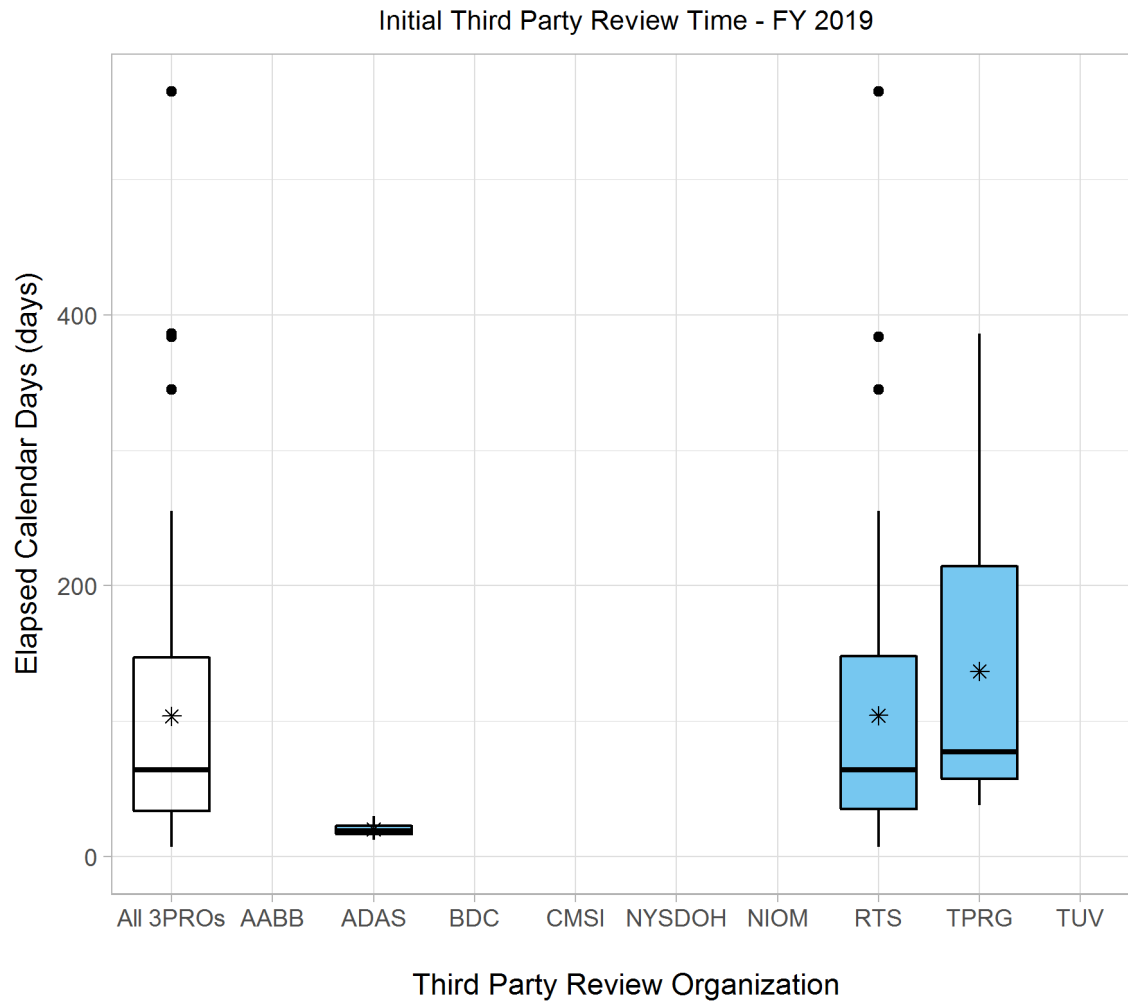


Figure 3

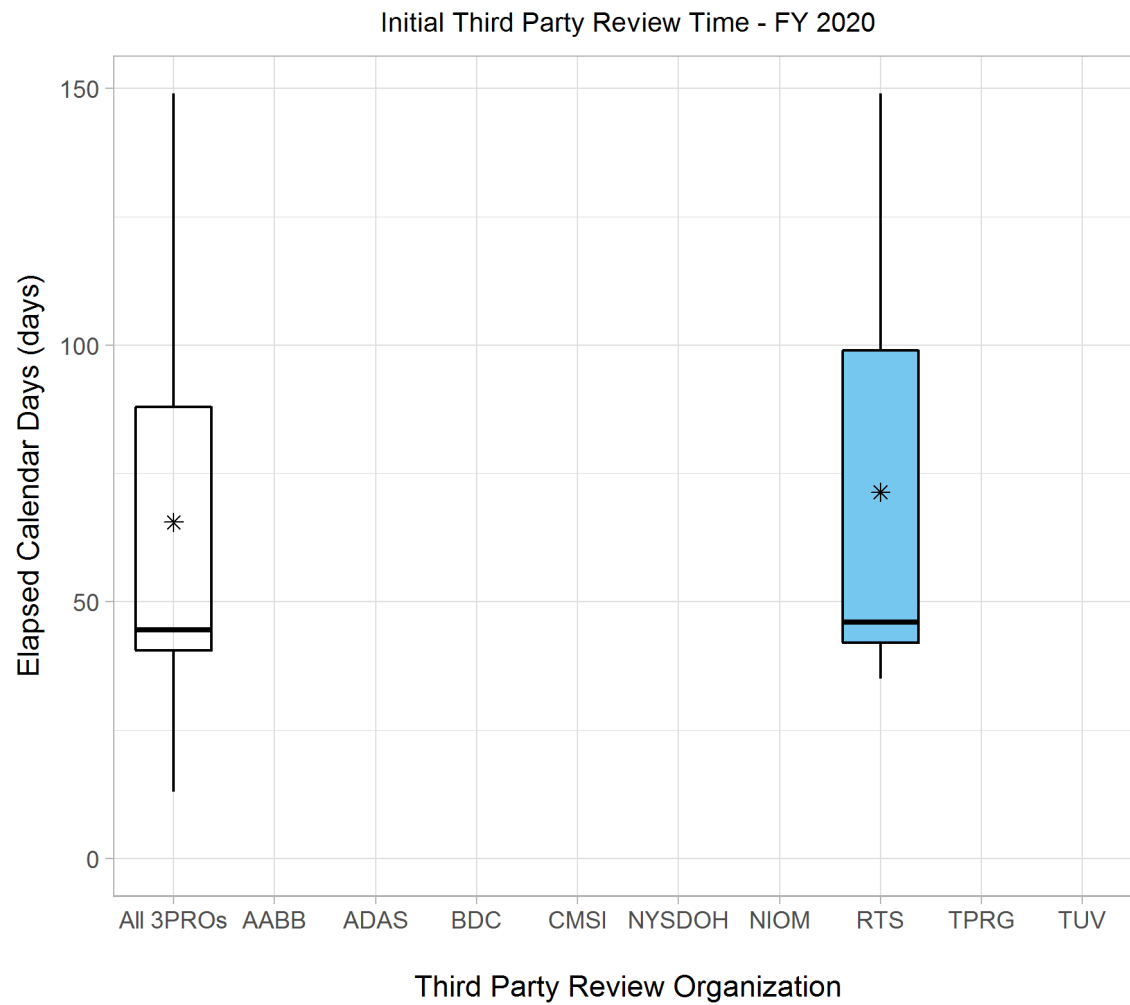


Figure 4

Third Party Hold Time

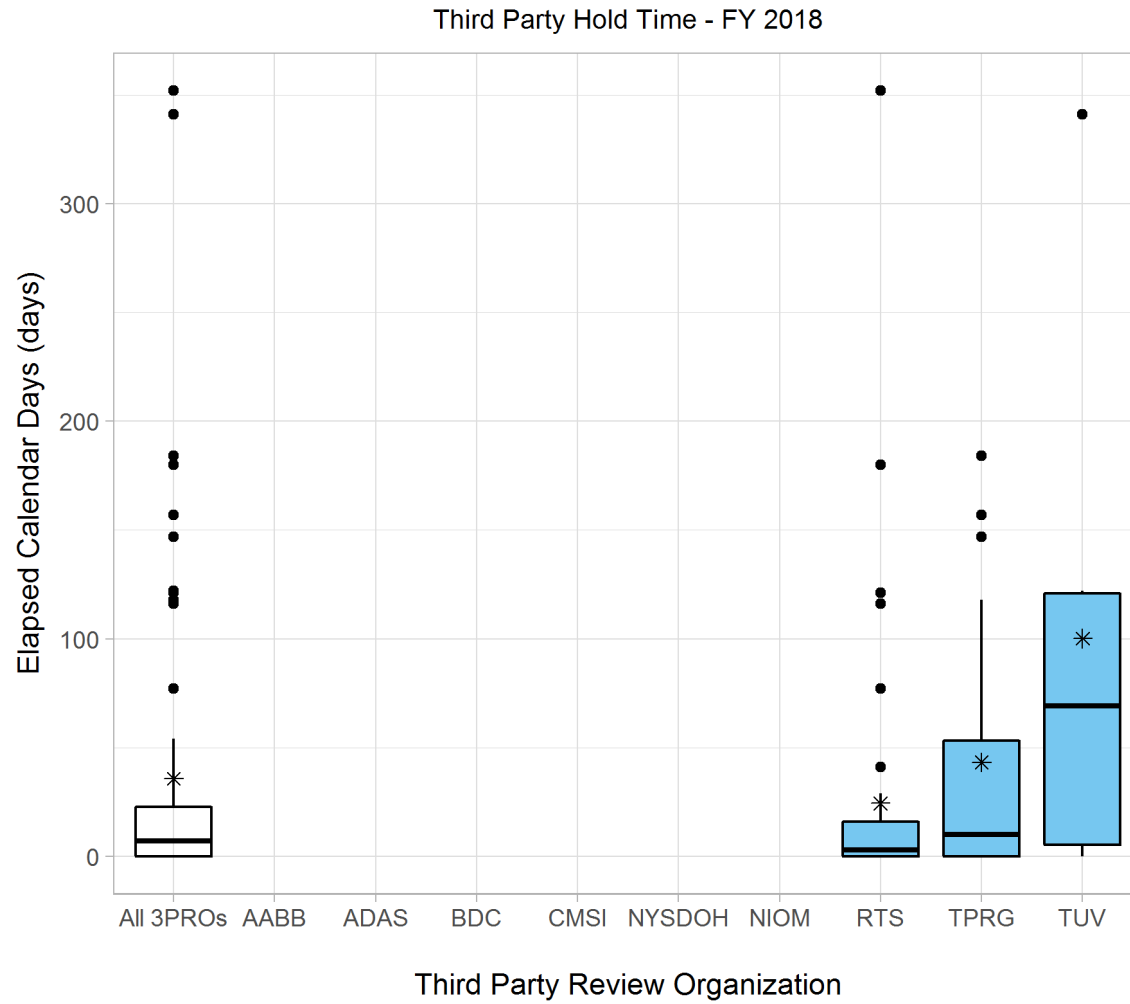


Figure 5

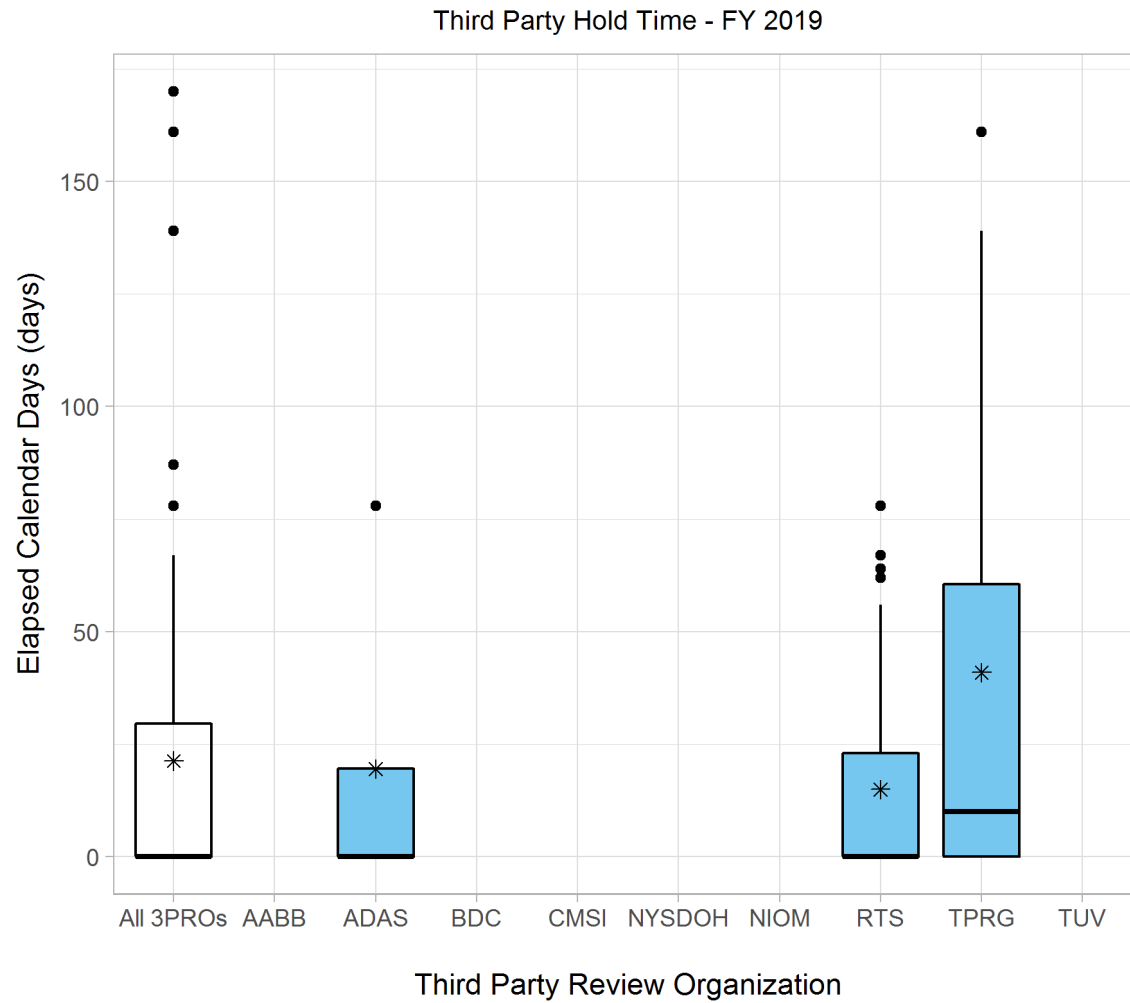


Figure 6

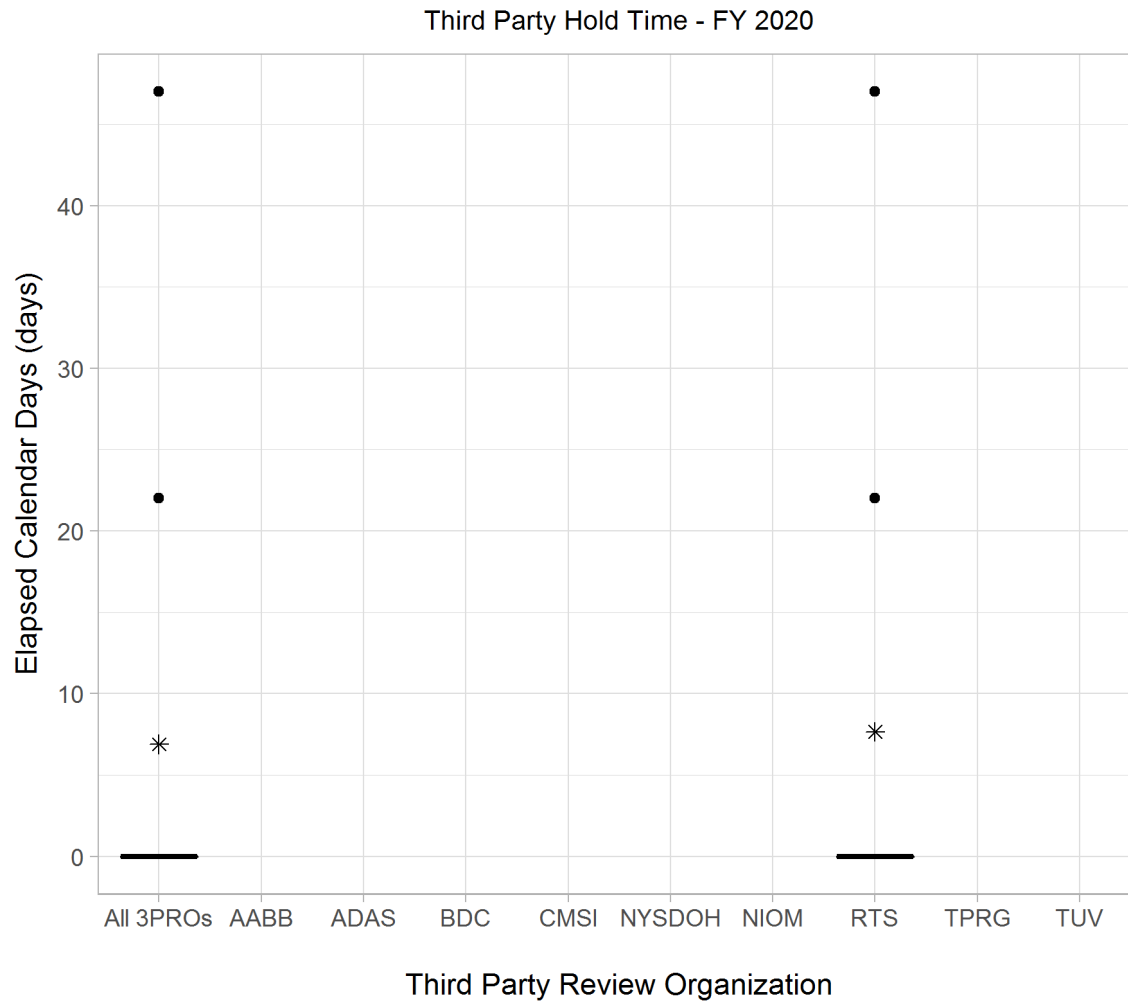


Figure 7

Total Third Party Review Time

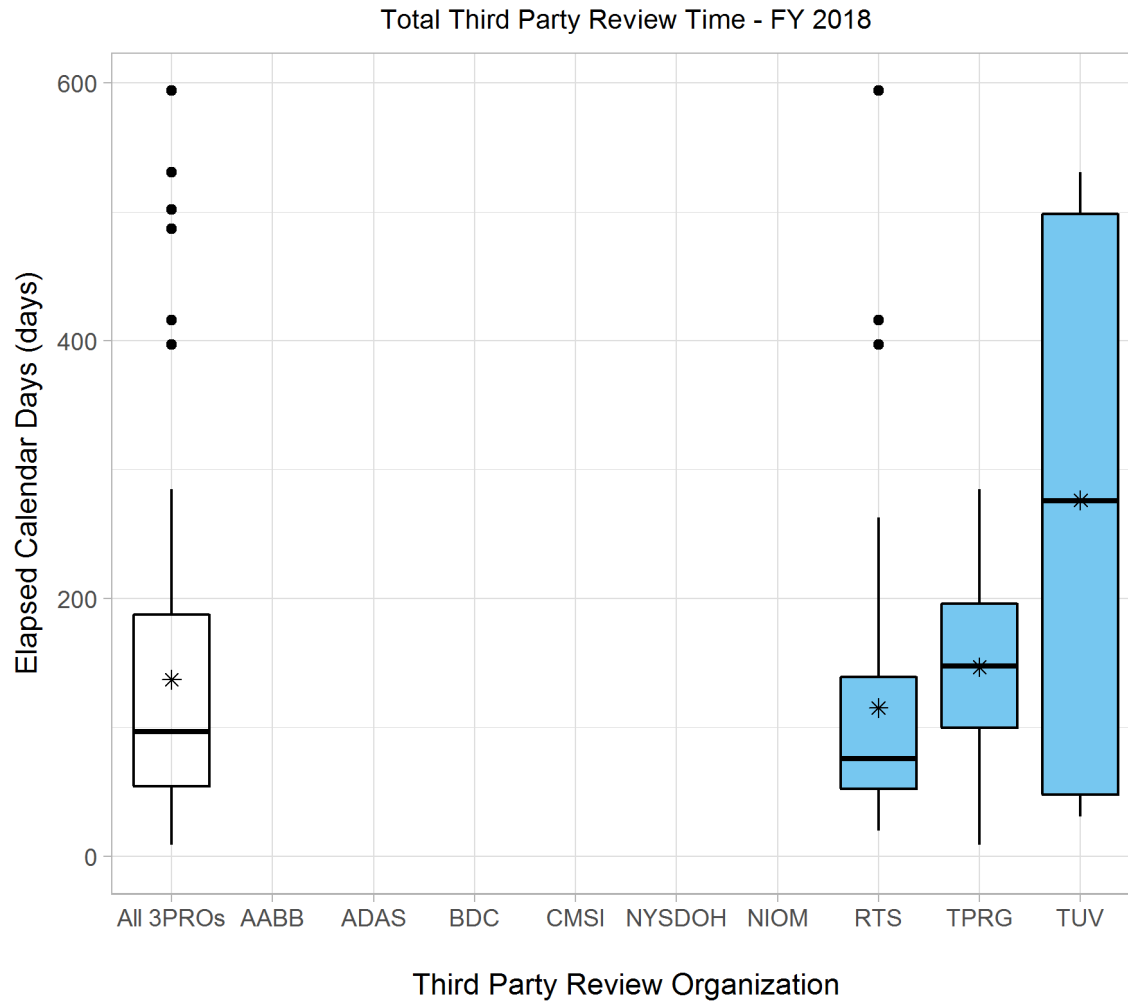


Figure 8

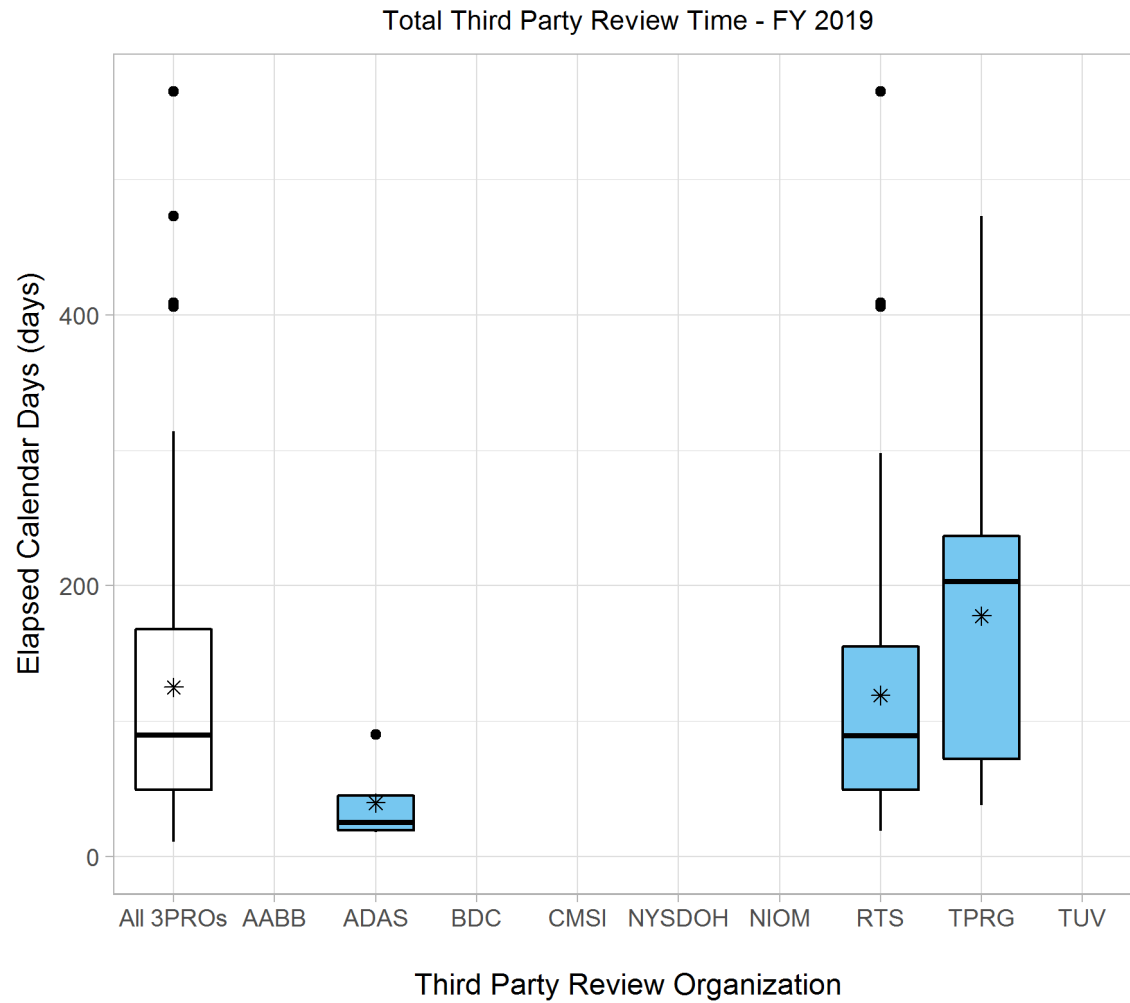


Figure 9

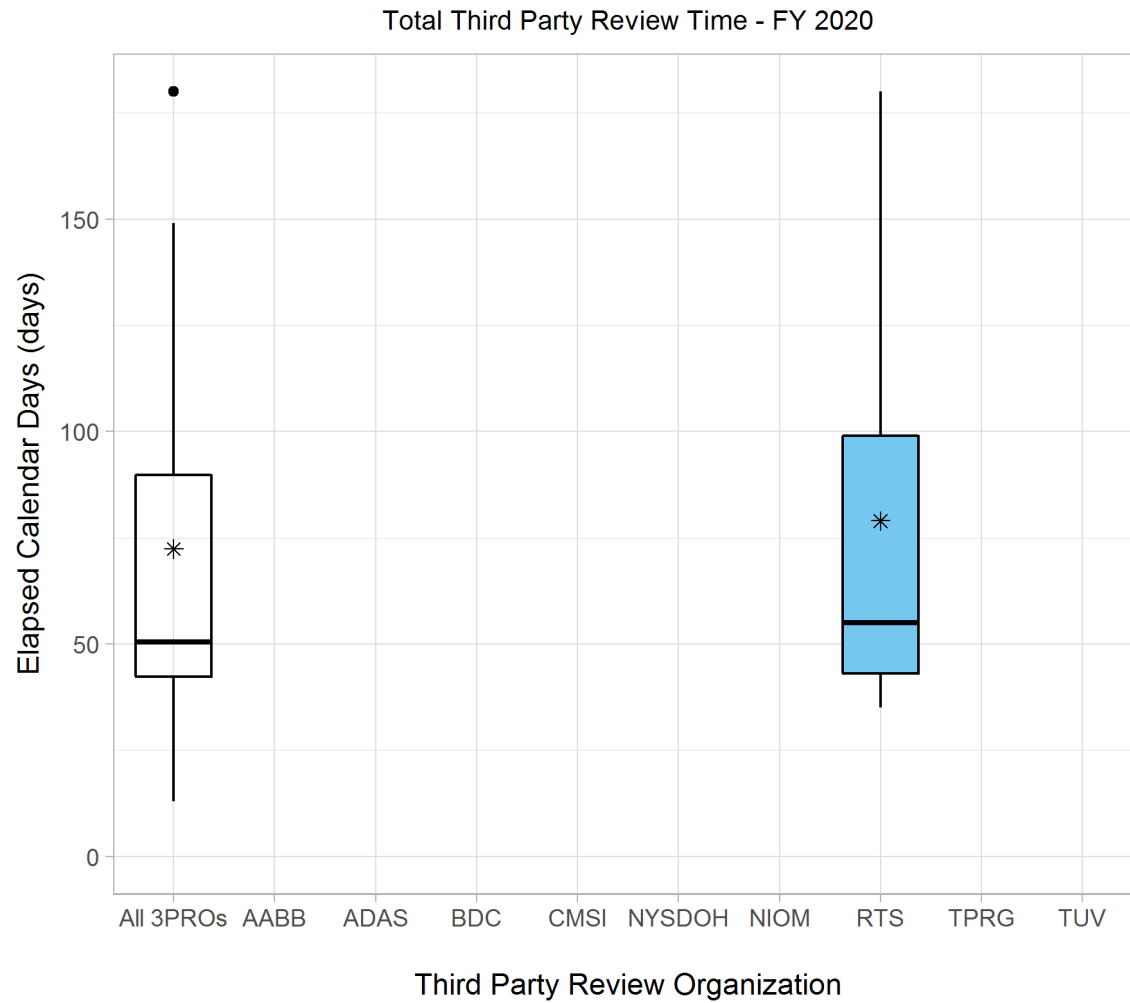


Figure 10

Total FDA Review Time

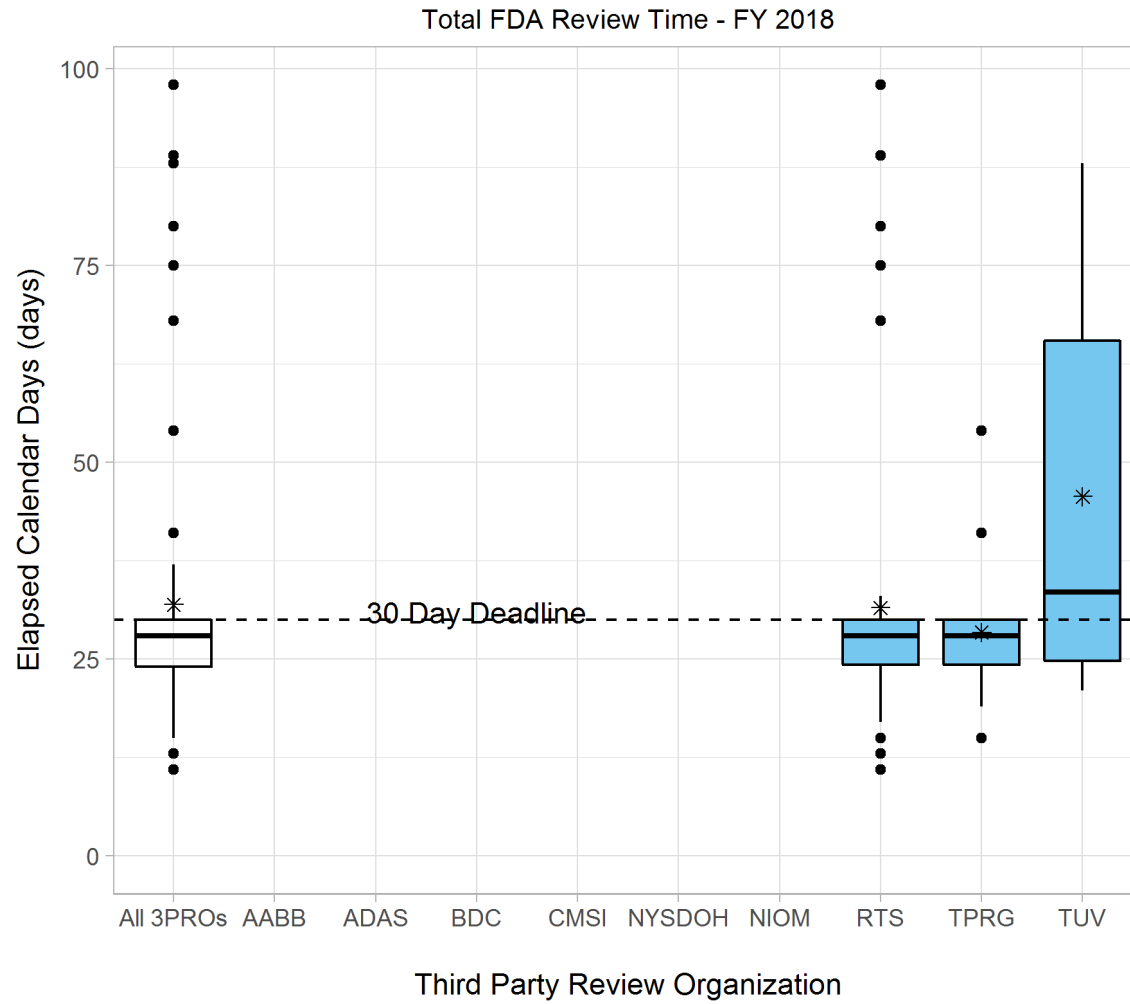


Figure 11

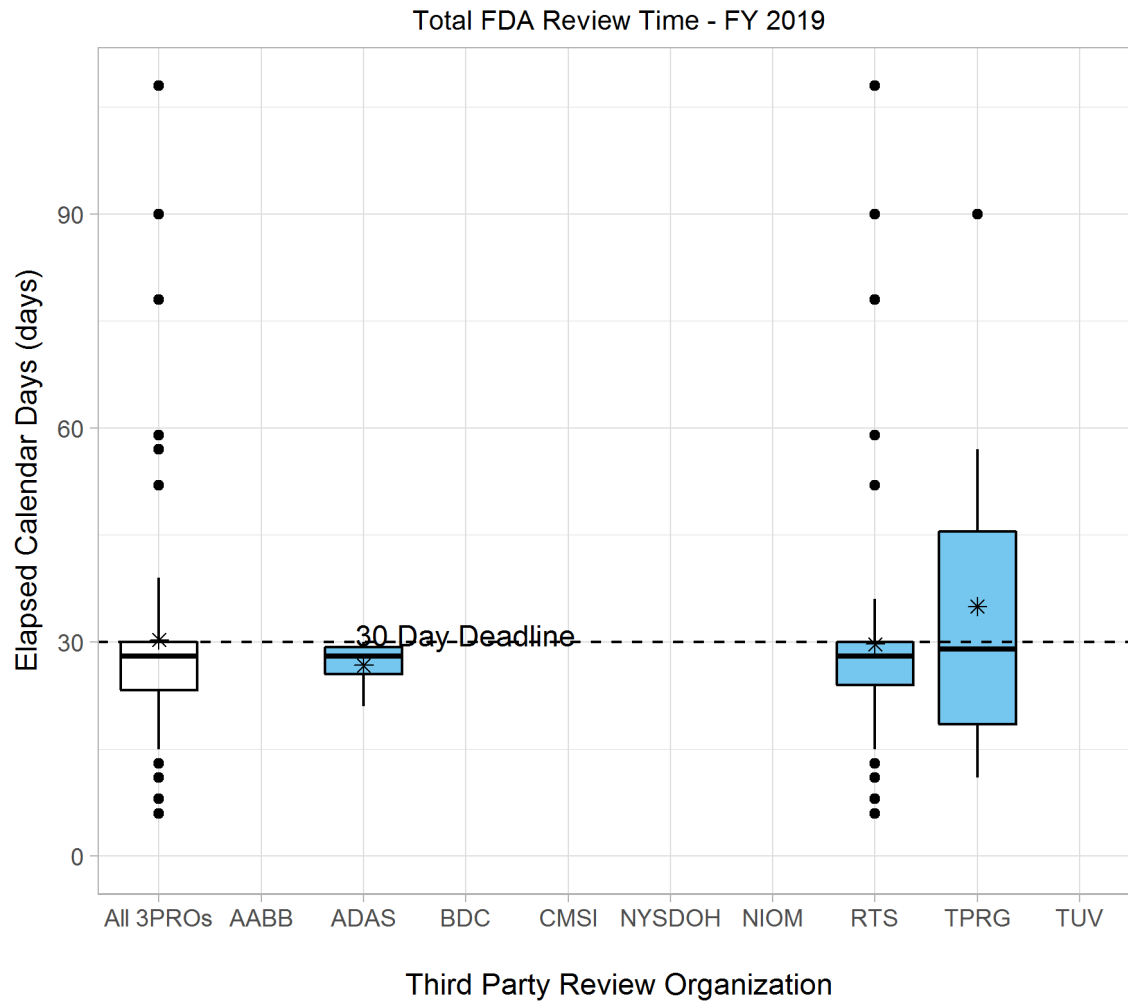


Figure 12

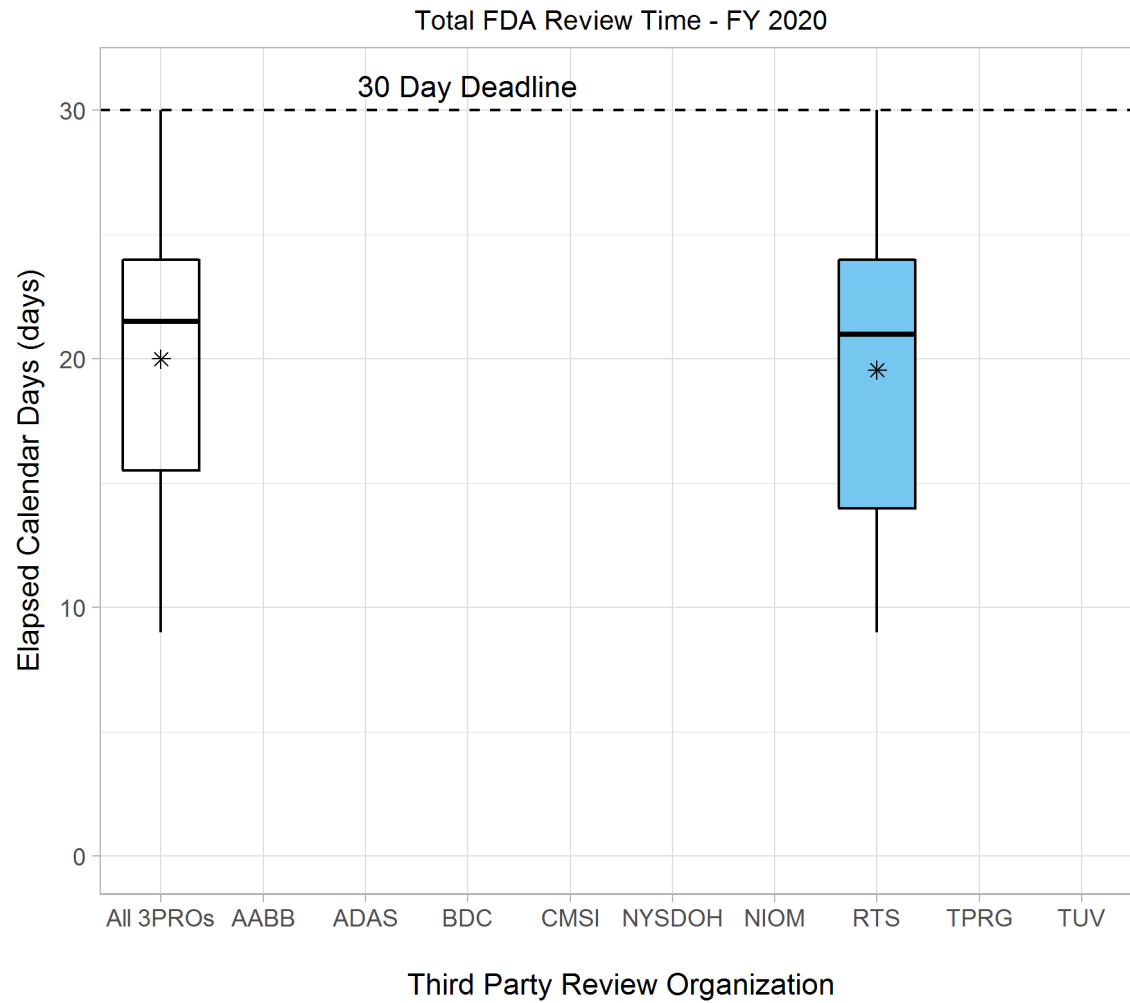


Figure 13

Total Time to Decision from FDA Receipt

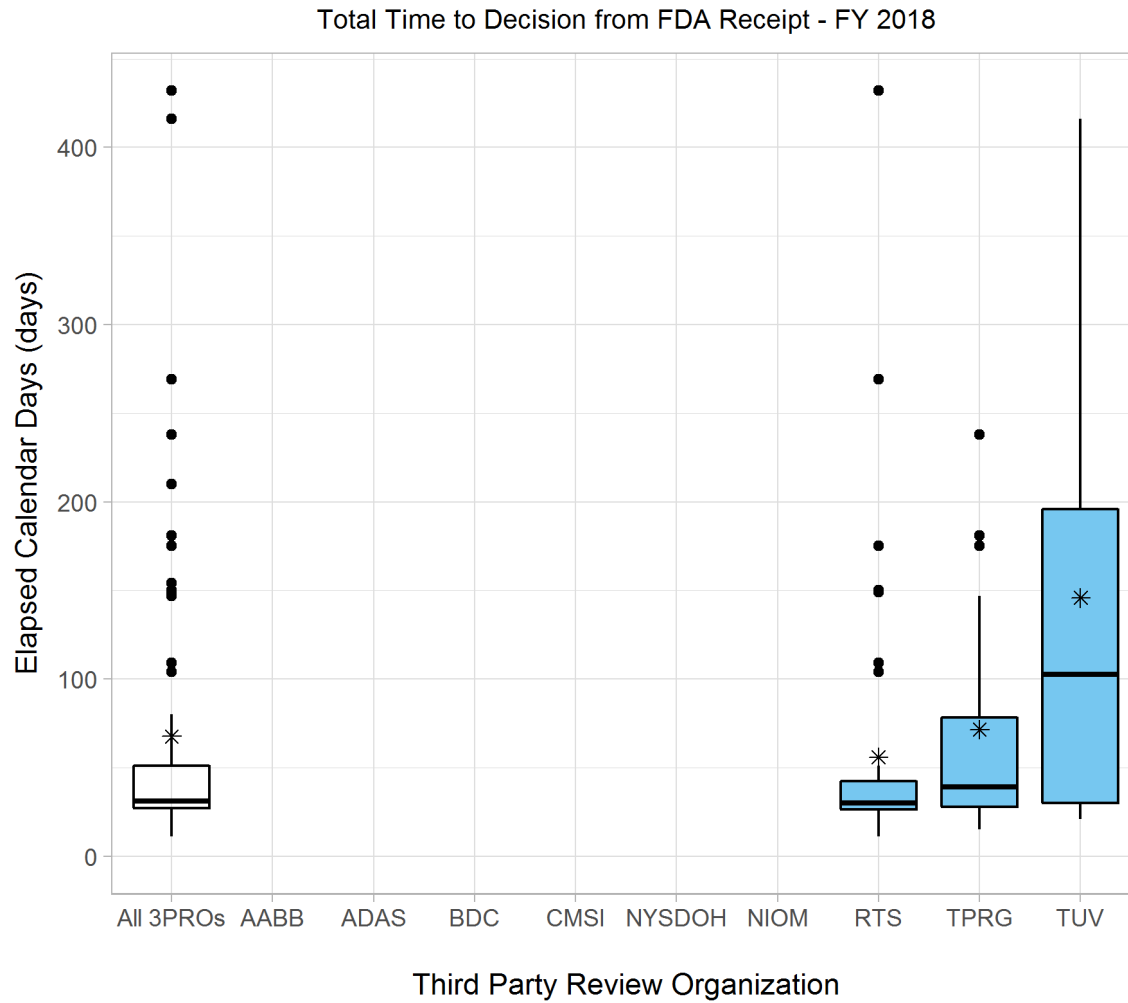


Figure 14

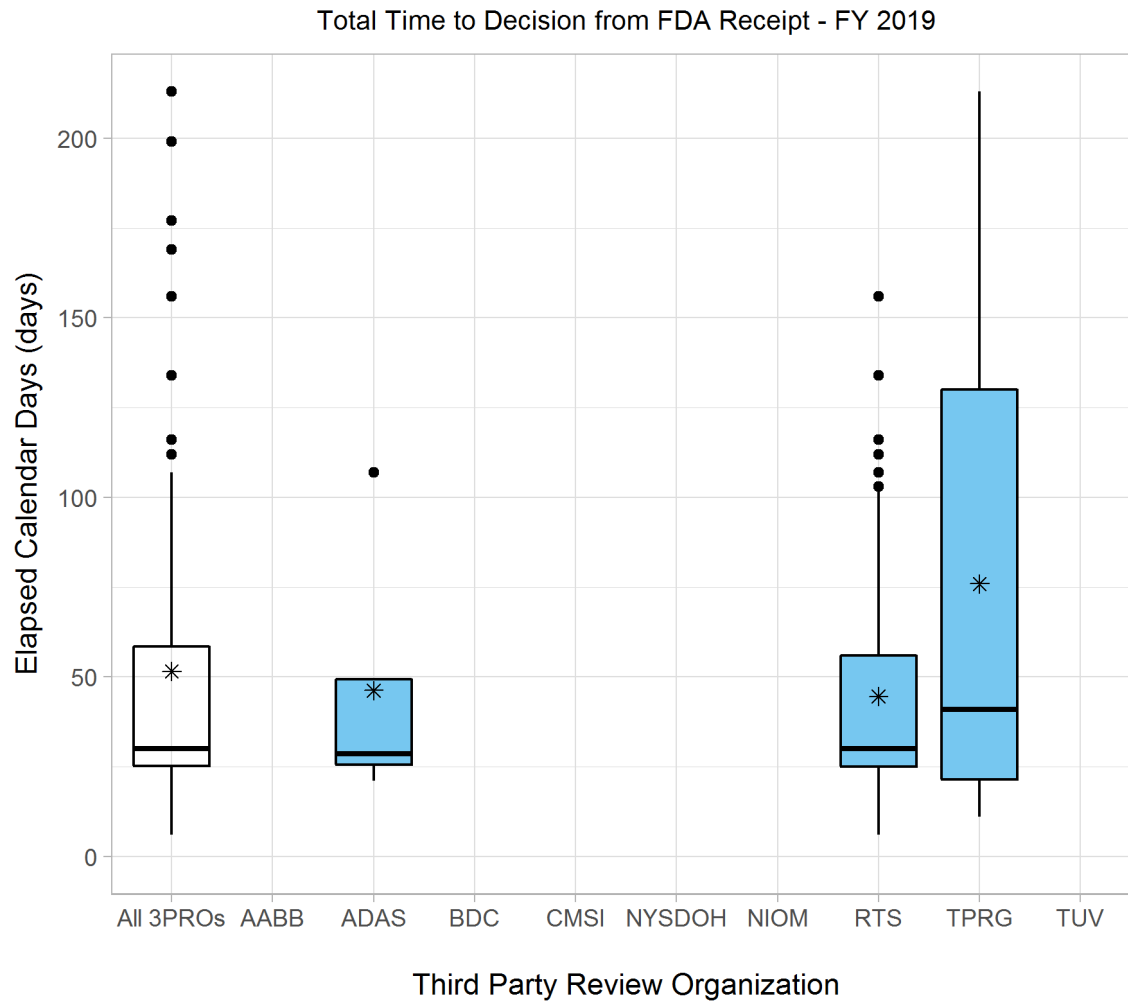


Figure 15

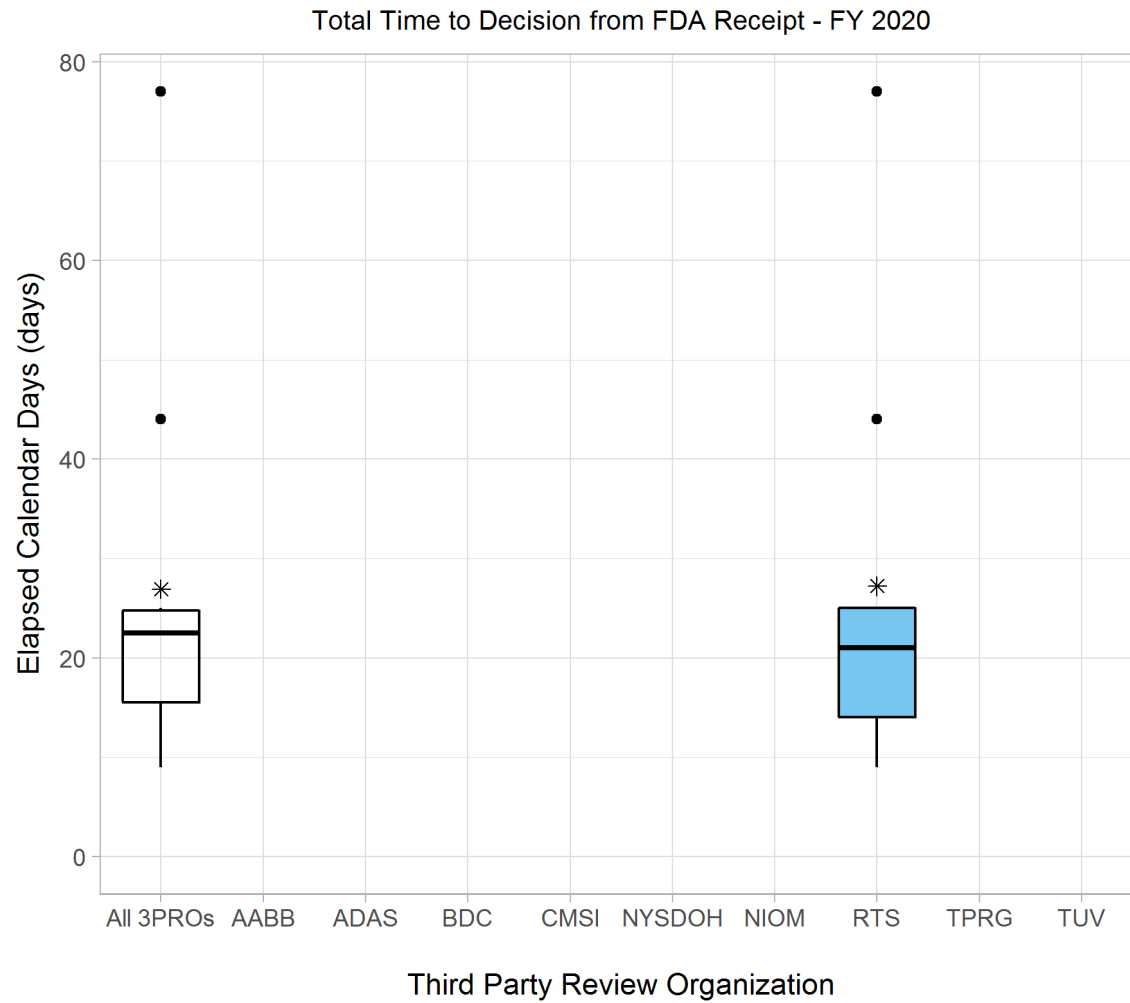


Figure 16

Total Time to Decision from Third Party Receipt

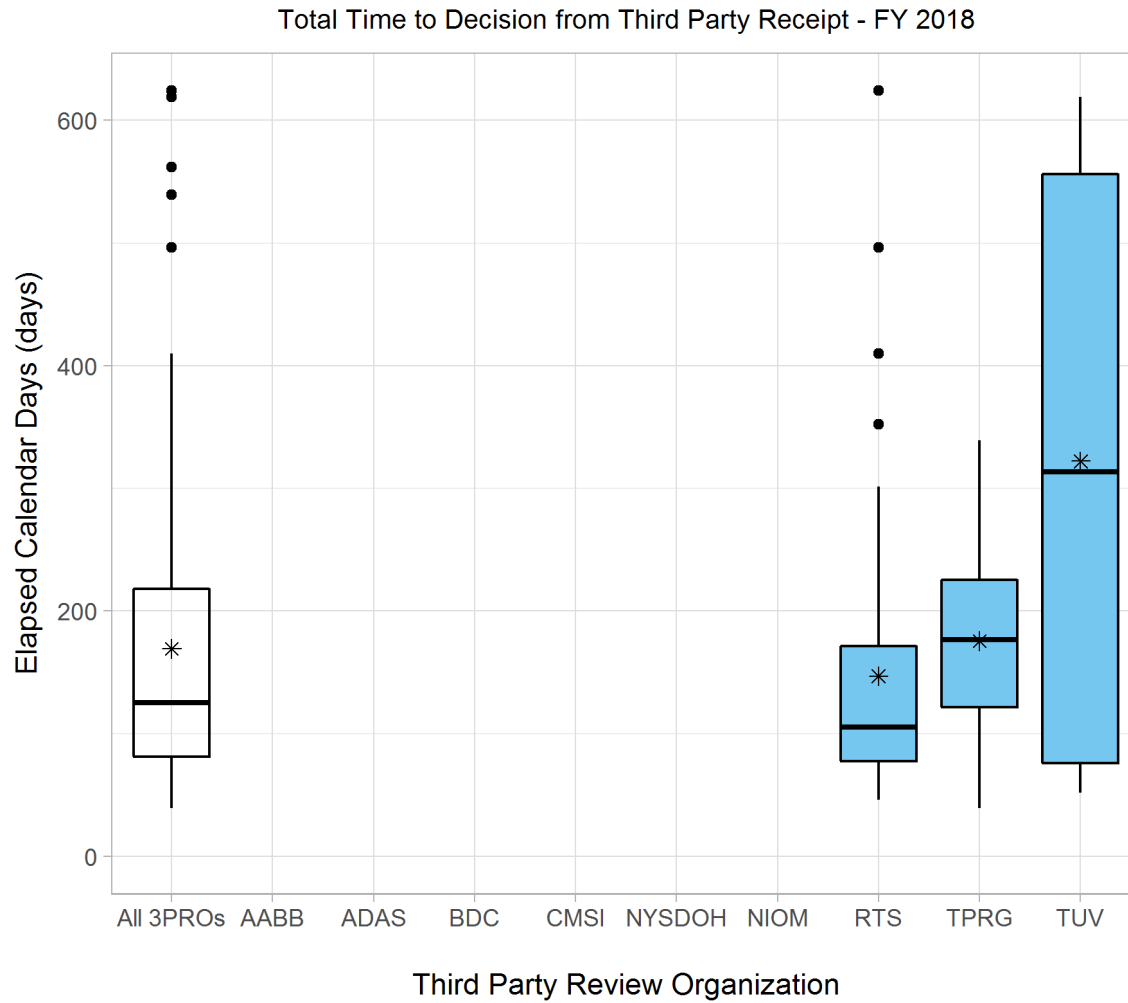


Figure 17

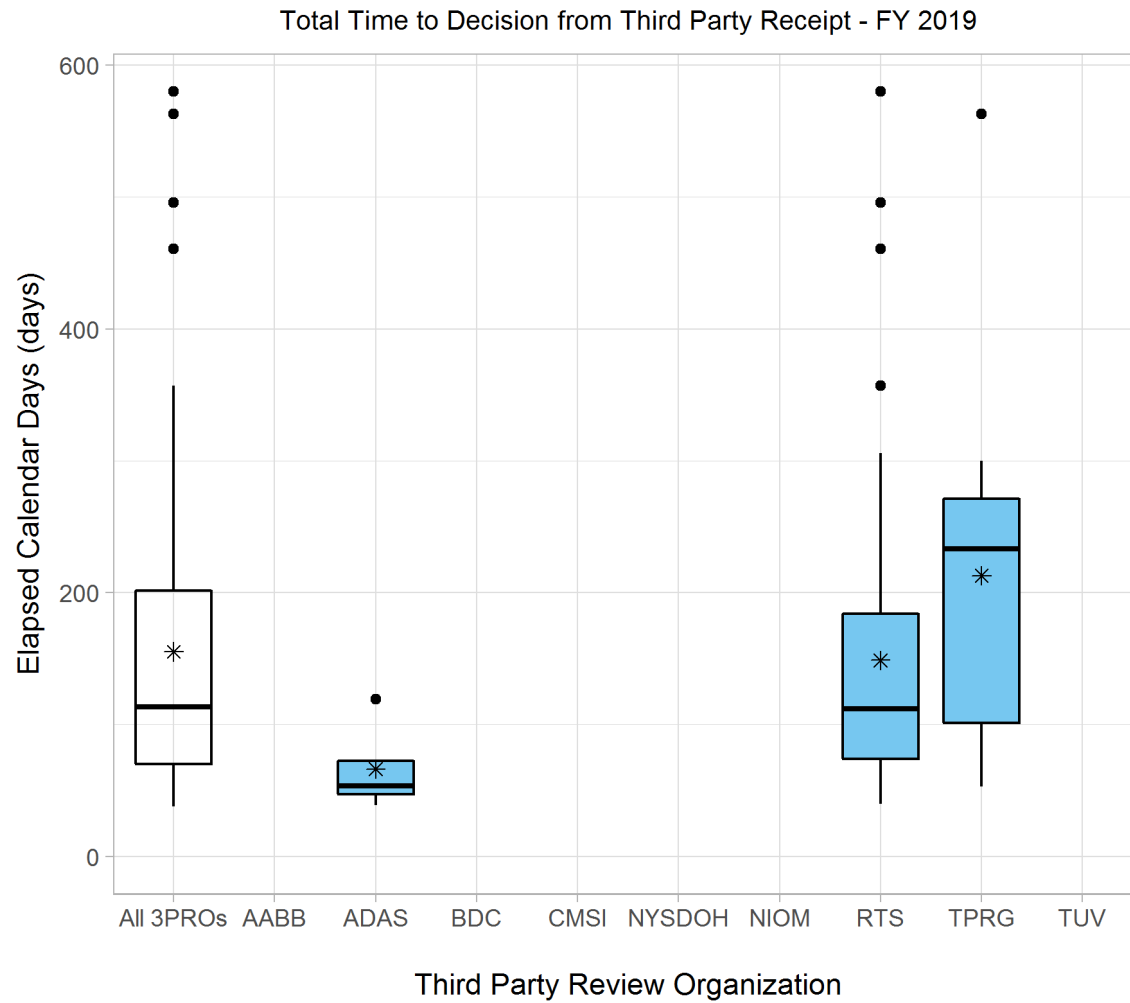


Figure 18

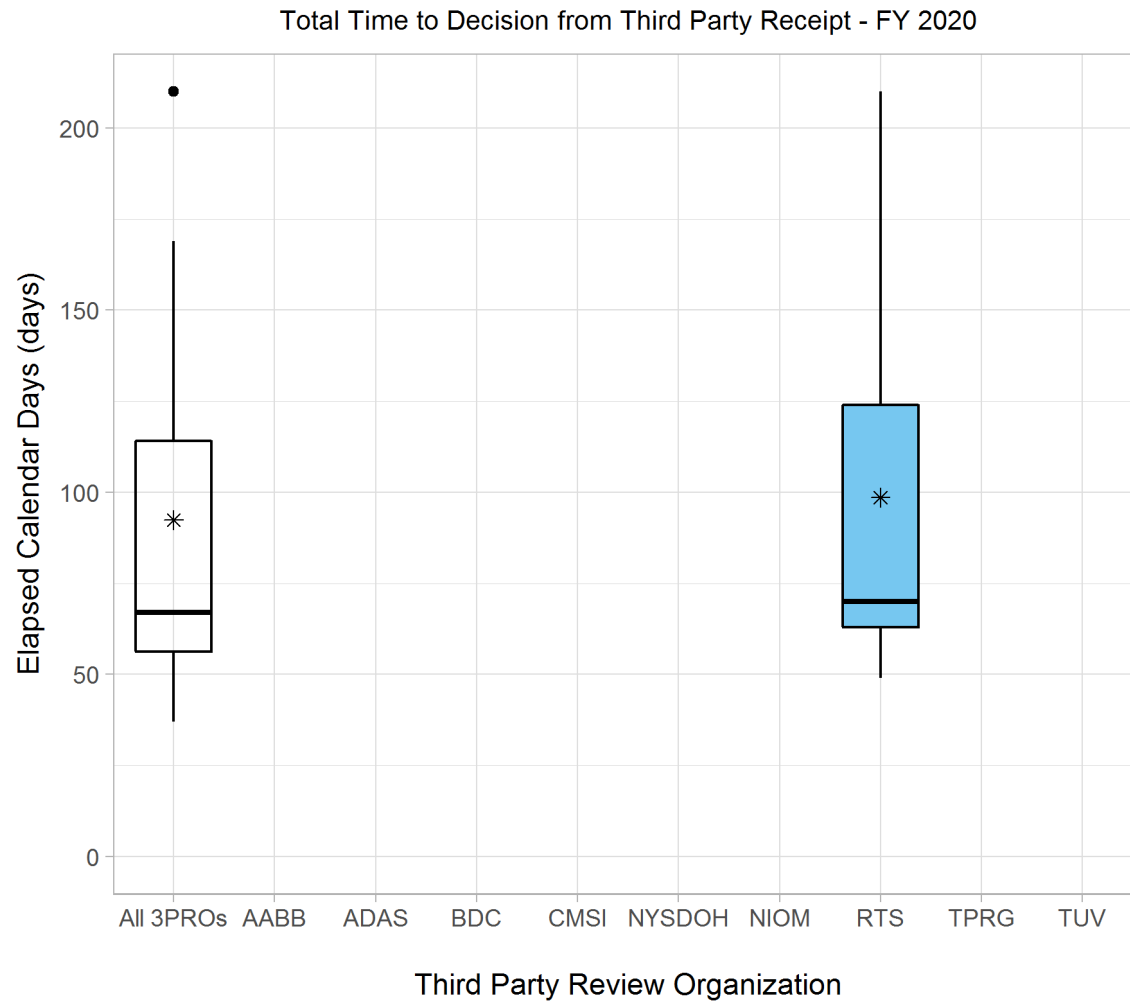


Figure 19

All Third Party Review Organizations

Total Time to Decision from FDA Receipt - All 3PROs

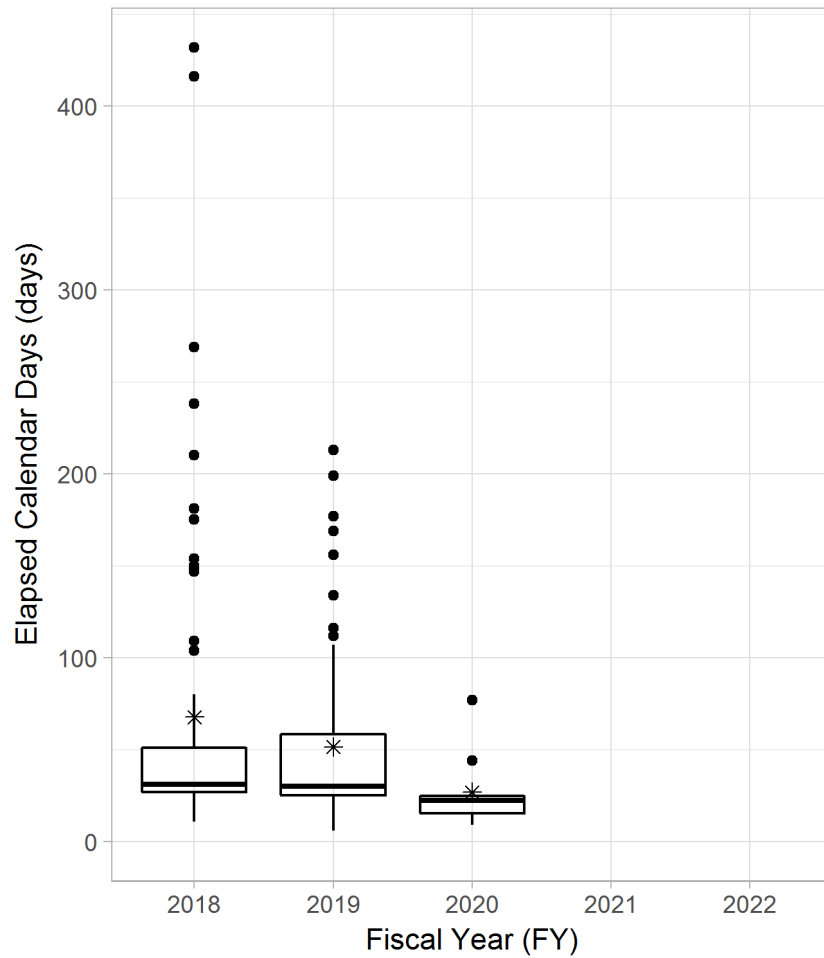


Figure 20

Total Time to Decision from Third Party Receipt - All 3PROs

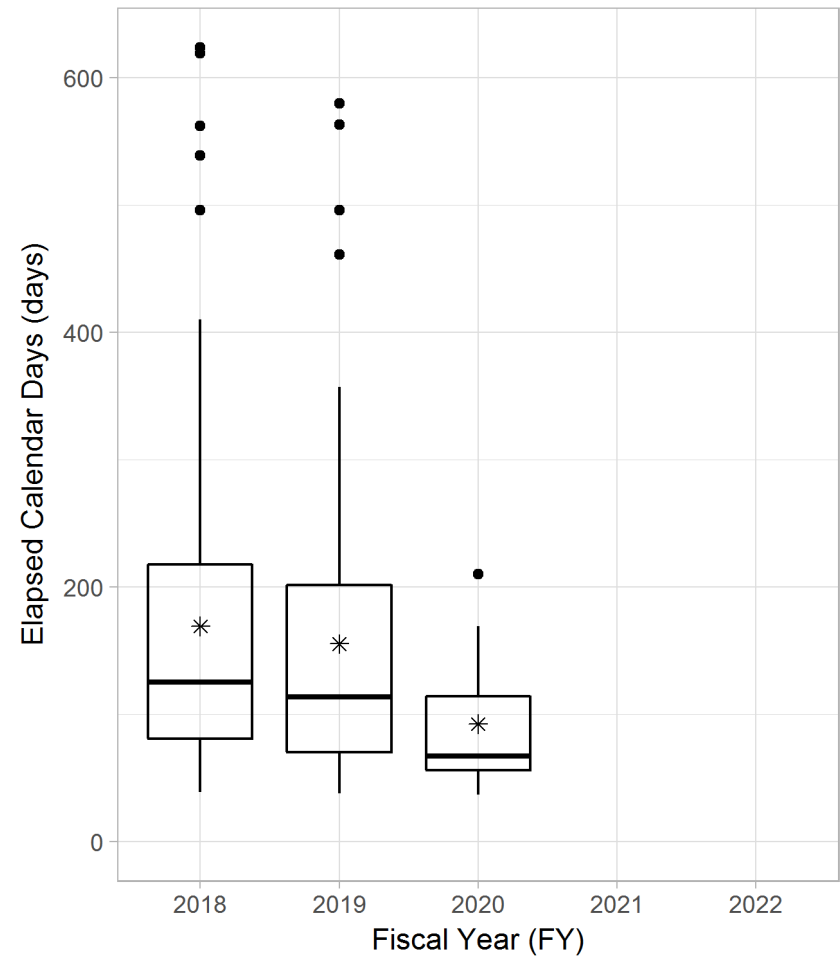


Figure 21

Table 1.1: Third Party 510(k) MDUFA IV Decision Performance Goals - All Third Party Review Organizations.

Performance Metric	FY2018	FY2019	FY2020	FY2021	FY2022
Total Third Party 510(k) Submissions Accepted	75	78	13		
Non-MDUFA IV Final Decisions: Withdrawn or Deleted (%)	5 (7%)	7 (9%)	0 (0%)		
MDUFA IV Final Decisions: SE or NSE (%)	70 (93%)	70 (90%)	10 (77%)		
Pending Final Decision for less than 30 FDA days (%)	0 (0%)	1 (1%)	3 (23%)		
Pending Final Decision for more than 30 FDA days (%)	0 (0%)	0 (0%)	0 (0%)		
Current Performance: Third Party Submissions that received MDUFA IV Final Decisions (SE or NSE) within 30 FDA Days (%)	83%	86%	100%		
<i>Average Holds</i>					
Third Party Submission with a Final Decision	75	77	10		
Total # Requests for Additional Information (Holds)	43	33	2		
Average # Requests for Additional Information per Submission	0.57	0.43	0.2		
<i>Third Party Recommendation and Final Decision Agreement</i>					
Third Party Submissions with a Final Decision	75	77	10		
Third Party SE Recommendations	75	77	10		
Third Party NSE Recommendations	0	0	0		
Third Party SE Recommendations with a Final Decision	75	77	10		
MDUFA IV Final Decision					
SE	69	68	10		
NSE	1	2	0		
Non-MDUFA IV Final Decision					
Withdrawn	3	5	0		
Deleted	2	2	0		
Third Party NSE Recommendations with a Final Decision	0	0	0		
MDUFA IV Final Decision					
SE	0	0	0		
NSE	0	0	0		
Non-MDUFA IV Final Decision					
Withdrawn	0	0	0		
Deleted	0	0	0		

Table 1.2: Third Party 510(k) MDUFA IV Decision Performance Goals - All Third Party Review Organizations.

Performance Metric	FY2018	FY2019	FY2020	FY2021	FY2022
Average Initial Third Party Review Time (Calendar Days)	102	104	66		
25th Percentile Initial Third Party Review Time	39	33	40		
50th Percentile Initial Third Party Review Time	70	64	45		
75th Percentile Initial Third Party Review Time	119	148	99		
Maximum Initial Third Party Review Time	594	565	149		
Average Third Party Hold Time (Calendar Days)	36	22	7		
25th Percentile Third Party Hold Time	0	0	0		
50th Percentile Third Party Hold Time	7	0	0		
75th Percentile Third Party Hold Time	23	30	0		
Maximum Third Party Hold Time	352	170	47		
Average Total Third Party Review Time (Calendar Days)	138	125	73		
25th Percentile Total Third Party Review Time	54	49	42		
50th Percentile Total Third Party Review Time	97	90	51		
75th Percentile Total Third Party Review Time	189	170	99		
Maximum Total Third Party Review Time	594	565	180		
Average Total FDA Review Time (Calendar Days)	32	31	20		
25th Percentile Total FDA Review Time	24	23	14		
50th Percentile Total FDA Review Time	28	28	22		
75th Percentile Total FDA Review Time	30	30	24		
Maximum Total FDA Review Time	98	108	30		
Average Total Time to Decision from FDA Receipt (Calendar Days)	68	52	27		
25th Percentile Total TTD from FDA Receipt	27	25	14		
50th Percentile Total TTD from FDA Receipt	31	30	23		
75th Percentile Total TTD from FDA Receipt	51	59	25		
Maximum Total TTD from FDA Receipt	432	213	77		
Average Total Time to Decision from Third Party Receipt (Calendar Days)	170	156	93		
25th Percentile Total TTD from Third Party Receipt	81	70	54		
50th Percentile Total TTD from Third Party Receipt	125	114	67		
75th Percentile Total TTD from Third Party Receipt	218	202	124		
Maximum Total TTD from Third Party Receipt	624	580	210		



Version 1 of FY2020, Q1

AABB (AABB)

This Third Party Review Organization had fewer than 5 completed submissions for each Fiscal Year in the current reporting period.

Accelerated Device Approval Services, LLC (ADAS)

Total Time to Decision from FDA Receipt - ADAS

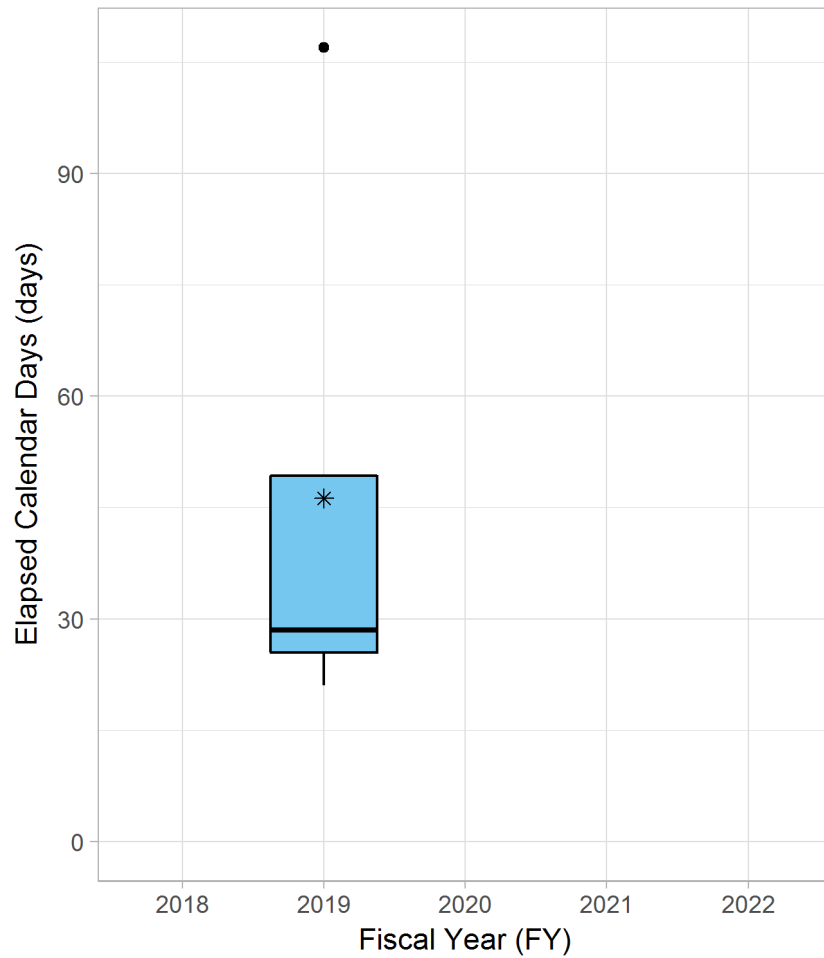


Figure 22

Total Time to Decision from Third Party Receipt - ADAS

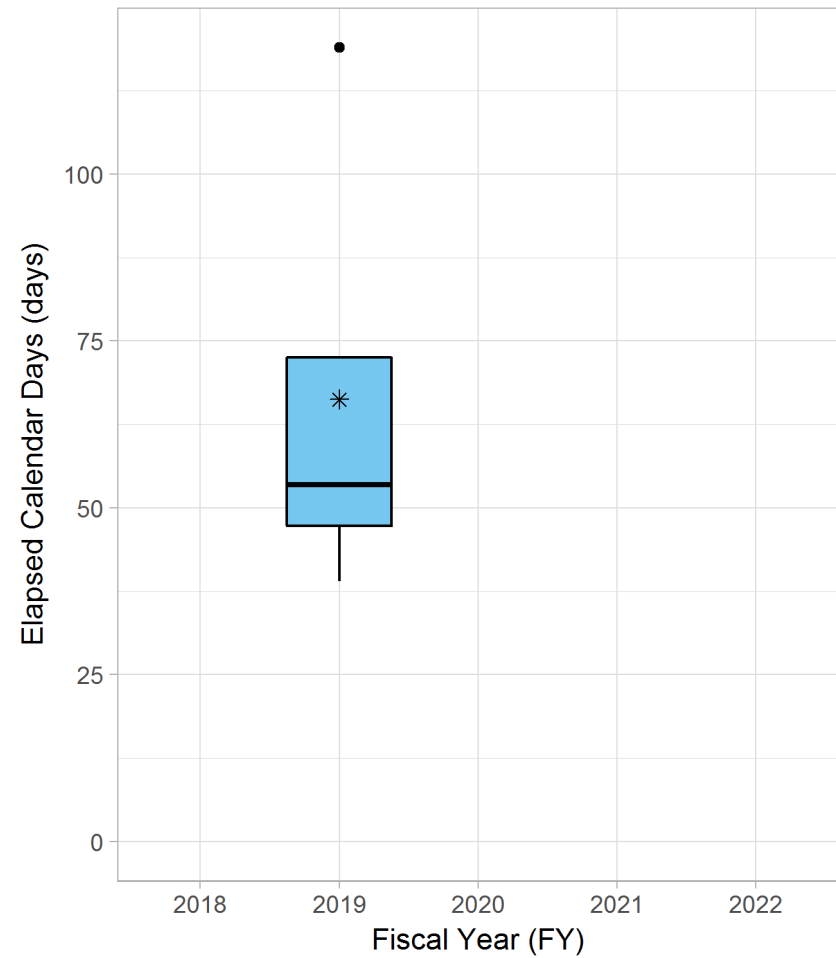


Figure 23

Table 2.1: Third Party 510(k) MDUFA IV Decision Performance Goals - Accelerated Device Approval Services, LLC (ADAS).

Performance Metric	FY2018	FY2019	FY2020	FY2021	FY2022
Total Third Party 510(k) Submissions Accepted		6			
Non-MDUFA IV Final Decisions: Withdrawn or Deleted (%)		2 (33%)			
MDUFA IV Final Decisions: SE or NSE (%)		4 (67%)			
Pending Final Decision for less than 30 FDA days (%)		0 (0%)			
Pending Final Decision for more than 30 FDA days (%)		0 (0%)			
Current Performance: Third Party Submissions that received MDUFA IV Final Decisions (SE or NSE) within 30 FDA Days (%)		100%			
<i>Average Holds</i>					
Third Party Submission with a Final Decision		6			
Total # Requests for Additional Information (Holds)		2			
Average # Requests for Additional Information per Submission		0.33			
<i>Third Party Recommendation and Final Decision Agreement</i>					
Third Party Submissions with a Final Decision		6			
Third Party SE Recommendations		6			
Third Party NSE Recommendations		0			
Third Party SE Recommendations with a Final Decision		6			
MDUFA IV Final Decision					
SE		4			
NSE		0			
Non-MDUFA IV Final Decision					
Withdrawn		2			
Deleted		0			
Third Party NSE Recommendations with a Final Decision		0			
MDUFA IV Final Decision					
SE		0			
NSE		0			
Non-MDUFA IV Final Decision					
Withdrawn		0			
Deleted		0			

Table 2.2: Third Party 510(k) MDUFA IV Decision Performance Goals - Accelerated Device Approval Services, LLC (ADAS).

Performance Metric	FY2018	FY2019	FY2020	FY2021	FY2022
Average Initial Third Party Review Time (Calendar Days)		20			
25th Percentile Initial Third Party Review Time		15			
50th Percentile Initial Third Party Review Time		19			
75th Percentile Initial Third Party Review Time		25			
Maximum Initial Third Party Review Time		30			
Average Third Party Hold Time (Calendar Days)		20			
25th Percentile Third Party Hold Time		0			
50th Percentile Third Party Hold Time		0			
75th Percentile Third Party Hold Time		39			
Maximum Third Party Hold Time		78			
Average Total Third Party Review Time (Calendar Days)		40			
25th Percentile Total Third Party Review Time		19			
50th Percentile Total Third Party Review Time		25			
75th Percentile Total Third Party Review Time		60			
Maximum Total Third Party Review Time		90			
Average Total FDA Review Time (Calendar Days)		27			
25th Percentile Total FDA Review Time		24			
50th Percentile Total FDA Review Time		28			
75th Percentile Total FDA Review Time		30			
Maximum Total FDA Review Time		30			
Average Total Time to Decision from FDA Receipt (Calendar Days)		47			
25th Percentile Total TTD from FDA Receipt		24			
50th Percentile Total TTD from FDA Receipt		29			
75th Percentile Total TTD from FDA Receipt		69			
Maximum Total TTD from FDA Receipt		107			
Average Total Time to Decision from Third Party Receipt (Calendar Days)		67			
25th Percentile Total TTD from Third Party Receipt		45			
50th Percentile Total TTD from Third Party Receipt		54			
75th Percentile Total TTD from Third Party Receipt		88			
Maximum Total TTD from Third Party Receipt		119			



Version 1 of FY2020, Q1

Biomarkers and Diagnostics Consulting, LLC (BDC)

This Third Party Review Organization had fewer than 5 completed submissions for each Fiscal Year in the current reporting period.



Version 1 of FY2020, Q1

Center for Measurement Standards of Industrial (CMSI)

This Third Party Review Organization had fewer than 5 completed submissions for each Fiscal Year in the current reporting period.



Version 1 of FY2020, Q1

New York State Department of Health (NYSDOH)

This Third Party Review Organization had fewer than 5 completed submissions for each Fiscal Year in the current reporting period.



Version 1 of FY2020, Q1

Nordic Institute of Dental Materials (NIOM)

This Third Party Review Organization had fewer than 5 completed submissions for each Fiscal Year in the current reporting period.

Regulatory Technology Services, LLC (RTS)

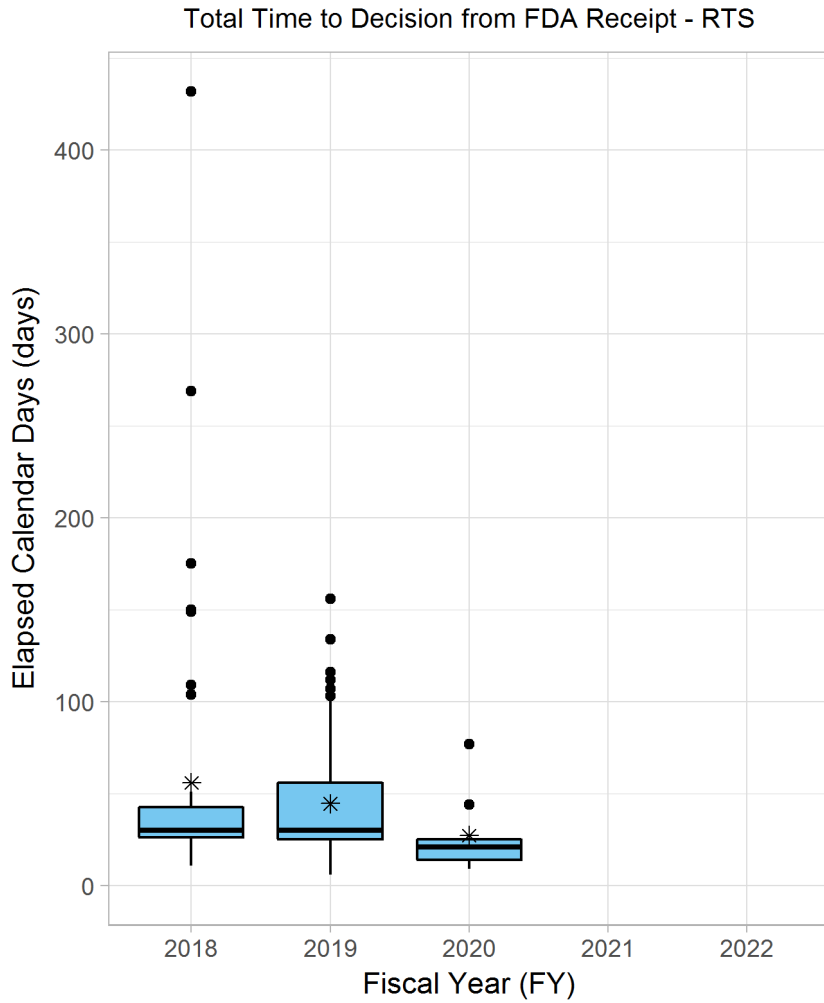


Figure 24

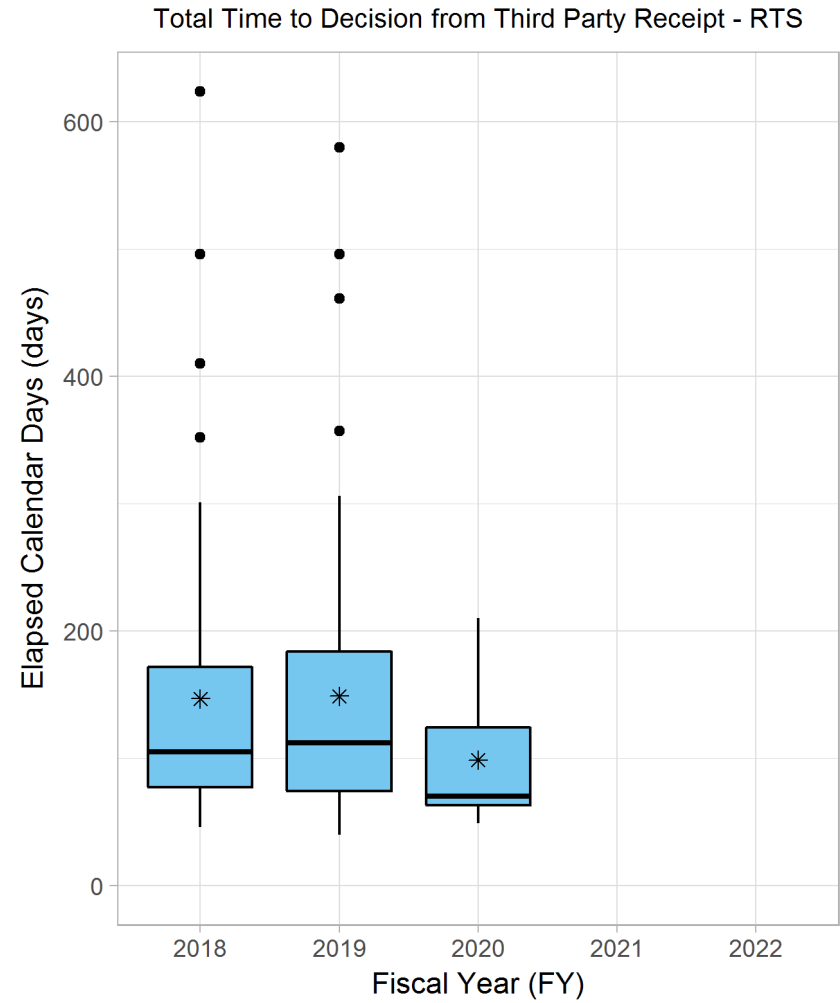


Figure 25

Table 3.1: Third Party 510(k) MDUFA IV Decision Performance Goals - Regulatory Technology Services, LLC (RTS).

Performance Metric	FY2018	FY2019	FY2020	FY2021	FY2022
Total Third Party 510(k) Submissions Accepted	49	56	12		
Non-MDUFA IV Final Decisions: Withdrawn or Deleted (%)	3 (6%)	3 (5%)	0 (0%)		
MDUFA IV Final Decisions: SE or NSE (%)	46 (94%)	53 (95%)	9 (75%)		
Pending Final Decision for less than 30 FDA days (%)	0 (0%)	0 (0%)	3 (25%)		
Pending Final Decision for more than 30 FDA days (%)	0 (0%)	0 (0%)	0 (0%)		
Current Performance: Third Party Submissions that received MDUFA IV Final Decisions (SE or NSE) within 30 FDA Days (%)	85%	89%	100%		
<i>Average Holds</i>					
Third Party Submission with a Final Decision	49	56	9		
Total # Requests for Additional Information (Holds)	27	23	2		
Average # Requests for Additional Information per Submission	0.55	0.41	0.22		
<i>Third Party Recommendation and Final Decision Agreement</i>					
Third Party Submissions with a Final Decision	49	56	9		
Third Party SE Recommendations	49	56	9		
Third Party NSE Recommendations	0	0	0		
Third Party SE Recommendations with a Final Decision	49	56	9		
MDUFA IV Final Decision					
SE	46	52	9		
NSE	0	1	0		
Non-MDUFA IV Final Decision					
Withdrawn	3	2	0		
Deleted	0	1	0		
Third Party NSE Recommendations with a Final Decision	0	0	0		
MDUFA IV Final Decision					
SE	0	0	0		
NSE	0	0	0		
Non-MDUFA IV Final Decision					
Withdrawn	0	0	0		
Deleted	0	0	0		

Table 3.2: Third Party 510(k) MDUFA IV Decision Performance Goals - Regulatory Technology Services, LLC (RTS).

Performance Metric	FY2018	FY2019	FY2020	FY2021	FY2022
Average Initial Third Party Review Time (Calendar Days)	91	105	72		
25th Percentile Initial Third Party Review Time	38	35	42		
50th Percentile Initial Third Party Review Time	59	64	46		
75th Percentile Initial Third Party Review Time	102	148	99		
Maximum Initial Third Party Review Time	594	565	149		
Average Third Party Hold Time (Calendar Days)	25	15	8		
25th Percentile Third Party Hold Time	0	0	0		
50th Percentile Third Party Hold Time	3	0	0		
75th Percentile Third Party Hold Time	16	23	0		
Maximum Third Party Hold Time	352	78	47		
Average Total Third Party Review Time (Calendar Days)	116	120	79		
25th Percentile Total Third Party Review Time	52	49	43		
50th Percentile Total Third Party Review Time	76	89	55		
75th Percentile Total Third Party Review Time	140	155	99		
Maximum Total Third Party Review Time	594	565	180		
Average Total FDA Review Time (Calendar Days)	32	30	20		
25th Percentile Total FDA Review Time	24	24	14		
50th Percentile Total FDA Review Time	28	28	21		
75th Percentile Total FDA Review Time	30	30	24		
Maximum Total FDA Review Time	98	108	30		
Average Total Time to Decision from FDA Receipt (Calendar Days)	56	45	28		
25th Percentile Total TTD from FDA Receipt	26	25	14		
50th Percentile Total TTD from FDA Receipt	30	30	21		
75th Percentile Total TTD from FDA Receipt	43	56	25		
Maximum Total TTD from FDA Receipt	432	156	77		
Average Total Time to Decision from Third Party Receipt (Calendar Days)	147	149	99		
25th Percentile Total TTD from Third Party Receipt	77	74	63		
50th Percentile Total TTD from Third Party Receipt	105	112	70		
75th Percentile Total TTD from Third Party Receipt	172	184	124		
Maximum Total TTD from Third Party Receipt	624	580	210		

Third Party Review Group, LLC (TPRG)

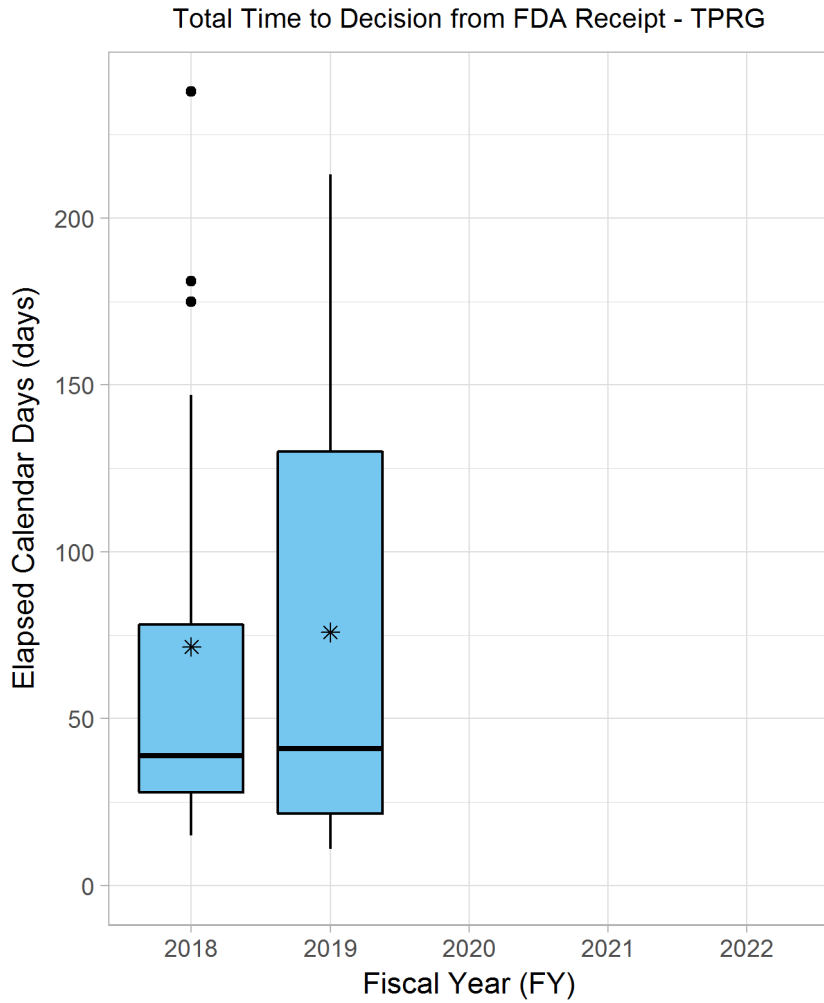


Figure 26

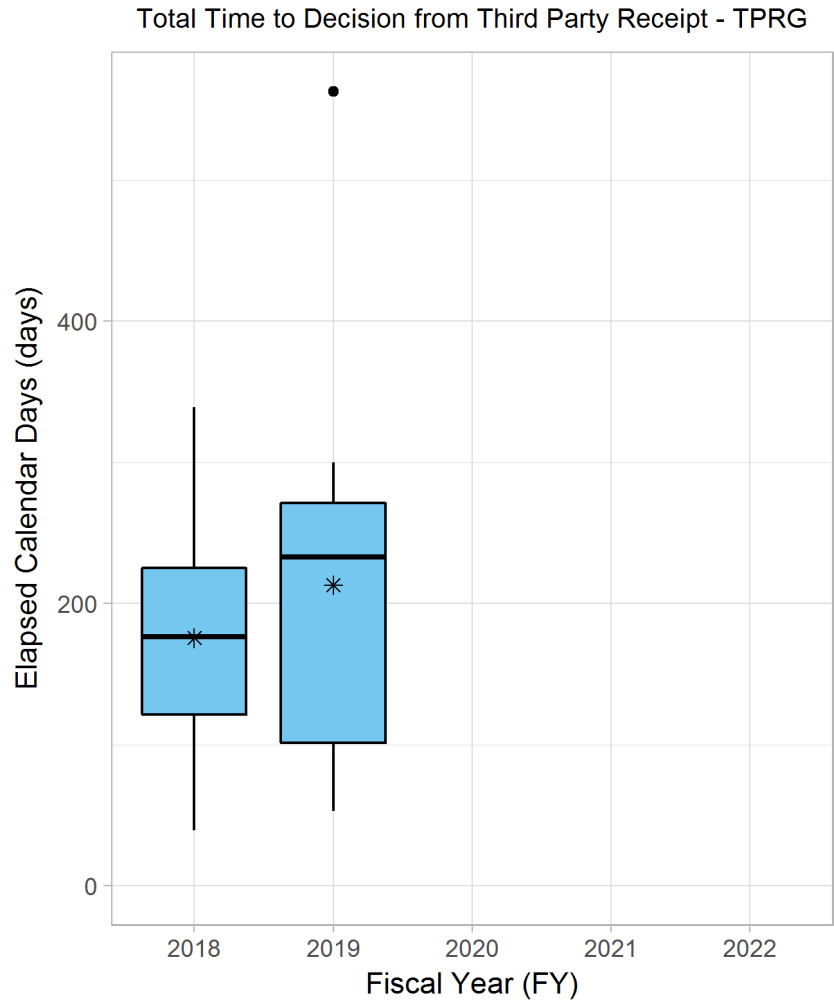


Figure 27

Table 4.1: Third Party 510(k) MDUFA IV Decision Performance Goals - Third Party Review Group, LLC (TPRG).

Performance Metric	FY2018	FY2019	FY2020	FY2021	FY2022
Total Third Party 510(k) Submissions Accepted	19	13			
Non-MDUFA IV Final Decisions: Withdrawn or Deleted (%)	1 (5%)	2 (15%)			
MDUFA IV Final Decisions: SE or NSE (%)	18 (95%)	11 (85%)			
Pending Final Decision for less than 30 FDA days (%)	0 (0%)	0 (0%)			
Pending Final Decision for more than 30 FDA days (%)	0 (0%)	0 (0%)			
Current Performance: Third Party Submissions that received MDUFA IV Final Decisions (SE or NSE) within 30 FDA Days (%)	89%	64%			
<i>Average Holds</i>					
Third Party Submission with a Final Decision	19	13			
Total # Requests for Additional Information (Holds)	11	7			
Average # Requests for Additional Information per Submission	0.58	0.54			
<i>Third Party Recommendation and Final Decision Agreement</i>					
Third Party Submissions with a Final Decision	19	13			
Third Party SE Recommendations	19	13			
Third Party NSE Recommendations	0	0			
Third Party SE Recommendations with a Final Decision	19	13			
MDUFA IV Final Decision					
SE	18	10			
NSE	0	1			
Non-MDUFA IV Final Decision					
Withdrawn	0	1			
Deleted	1	1			
Third Party NSE Recommendations with a Final Decision	0	0			
MDUFA IV Final Decision					
SE	0	0			
NSE	0	0			
Non-MDUFA IV Final Decision					
Withdrawn	0	0			
Deleted	0	0			

Table 4.2: Third Party 510(k) MDUFA IV Decision Performance Goals - Third Party Review Group, LLC (TPRG).

Performance Metric	FY2018	FY2019	FY2020	FY2021	FY2022
Average Initial Third Party Review Time (Calendar Days)	104	137			
25th Percentile Initial Third Party Review Time	76	58			
50th Percentile Initial Third Party Review Time	100	77			
75th Percentile Initial Third Party Review Time	126	215			
Maximum Initial Third Party Review Time	219	386			
Average Third Party Hold Time (Calendar Days)	44	41			
25th Percentile Third Party Hold Time	0	0			
50th Percentile Third Party Hold Time	10	10			
75th Percentile Third Party Hold Time	54	61			
Maximum Third Party Hold Time	184	161			
Average Total Third Party Review Time (Calendar Days)	147	178			
25th Percentile Total Third Party Review Time	99	72			
50th Percentile Total Third Party Review Time	148	203			
75th Percentile Total Third Party Review Time	198	237			
Maximum Total Third Party Review Time	285	473			
Average Total FDA Review Time (Calendar Days)	29	35			
25th Percentile Total FDA Review Time	24	19			
50th Percentile Total FDA Review Time	28	29			
75th Percentile Total FDA Review Time	30	46			
Maximum Total FDA Review Time	54	90			
Average Total Time to Decision from FDA Receipt (Calendar Days)	72	76			
25th Percentile Total TTD from FDA Receipt	28	22			
50th Percentile Total TTD from FDA Receipt	39	41			
75th Percentile Total TTD from FDA Receipt	80	130			
Maximum Total TTD from FDA Receipt	238	213			
Average Total Time to Decision from Third Party Receipt (Calendar Days)	176	213			
25th Percentile Total TTD from Third Party Receipt	119	101			
50th Percentile Total TTD from Third Party Receipt	177	233			
75th Percentile Total TTD from Third Party Receipt	227	271			
Maximum Total TTD from Third Party Receipt	339	563			

TUV SUD America Inc. (TUV)

Total Time to Decision from FDA Receipt - TUV

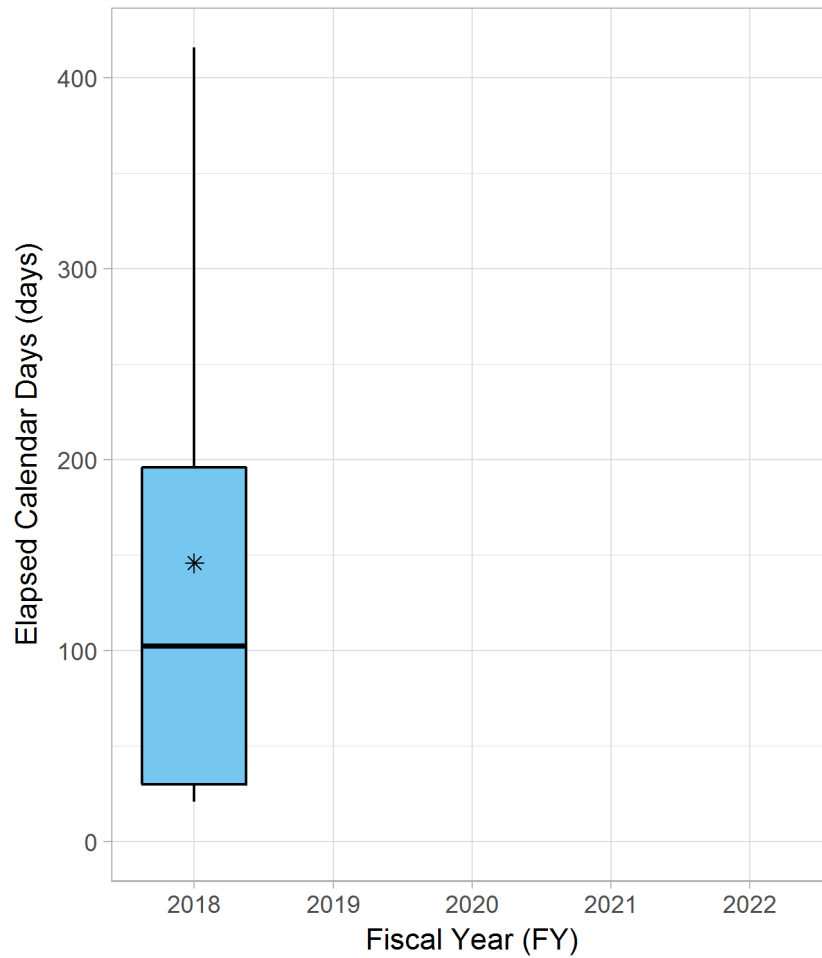


Figure 28

Total Time to Decision from Third Party Receipt - TUV

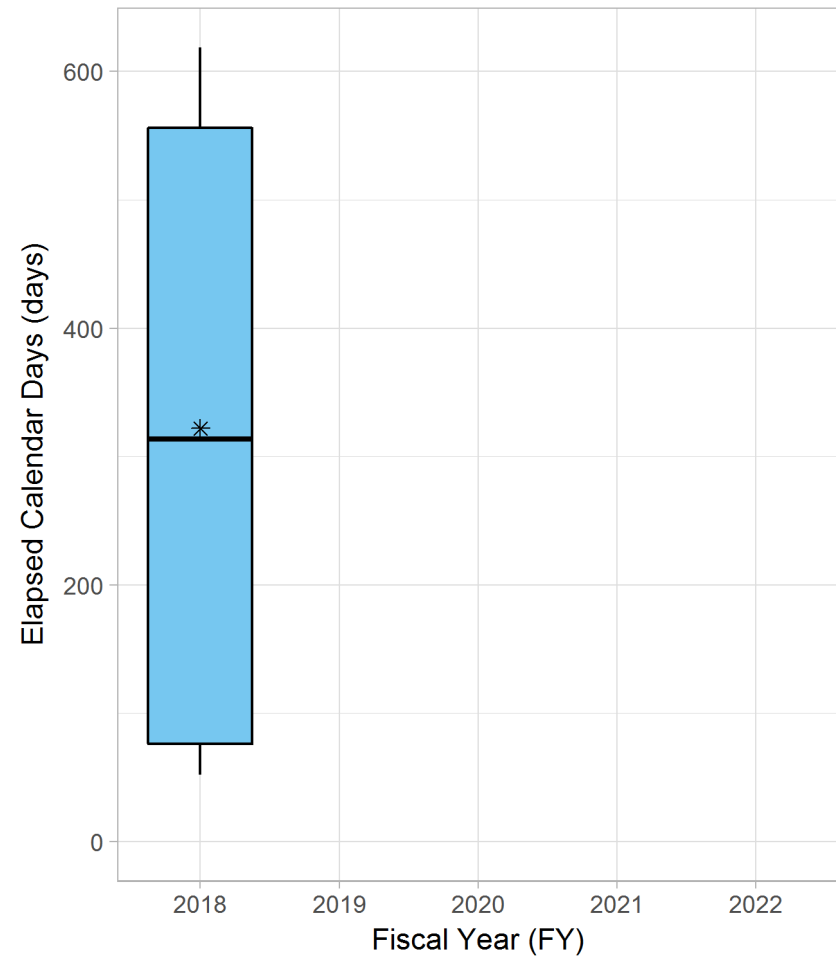


Figure 29

Table 5.1: Third Party 510(k) MDUFA IV Decision Performance Goals - TUV SUD America Inc. (TUV).

Performance Metric	FY2018	FY2019	FY2020	FY2021	FY2022
Total Third Party 510(k) Submissions Accepted	7				
Non-MDUFA IV Final Decisions: Withdrawn or Deleted (%)	1 (14%)				
MDUFA IV Final Decisions: SE or NSE (%)	6 (86%)				
Pending Final Decision for less than 30 FDA days (%)	0 (0%)				
Pending Final Decision for more than 30 FDA days (%)	0 (0%)				
Current Performance: Third Party Submissions that received MDUFA IV Final Decisions (SE or NSE) within 30 FDA Days (%)	50%				
<i>Average Holds</i>					
Third Party Submission with a Final Decision	7				
Total # Requests for Additional Information (Holds)	5				
Average # Requests for Additional Information per Submission	0.71				
<i>Third Party Recommendation and Final Decision Agreement</i>					
Third Party Submissions with a Final Decision	7				
Third Party SE Recommendations	7				
Third Party NSE Recommendations	0				
Third Party SE Recommendations with a Final Decision	7				
MDUFA IV Final Decision					
SE	5				
NSE	1				
Non-MDUFA IV Final Decision					
Withdrawn	0				
Deleted	1				
Third Party NSE Recommendations with a Final Decision	0				
MDUFA IV Final Decision					
SE	0				
NSE	0				
Non-MDUFA IV Final Decision					
Withdrawn	0				
Deleted	0				

Table 5.2: Third Party 510(k) MDUFA IV Decision Performance Goals - TUV SUD America Inc. (TUV).

Performance Metric	FY2018	FY2019	FY2020	FY2021	FY2022
Average Initial Third Party Review Time (Calendar Days)	177				
25th Percentile Initial Third Party Review Time	31				
50th Percentile Initial Third Party Review Time	106				
75th Percentile Initial Third Party Review Time	385				
Maximum Initial Third Party Review Time	409				
Average Third Party Hold Time (Calendar Days)	101				
25th Percentile Third Party Hold Time	0				
50th Percentile Third Party Hold Time	69				
75th Percentile Third Party Hold Time	122				
Maximum Third Party Hold Time	341				
Average Total Third Party Review Time (Calendar Days)	277				
25th Percentile Total Third Party Review Time	42				
50th Percentile Total Third Party Review Time	276				
75th Percentile Total Third Party Review Time	502				
Maximum Total Third Party Review Time	531				
Average Total FDA Review Time (Calendar Days)	46				
25th Percentile Total FDA Review Time	23				
50th Percentile Total FDA Review Time	34				
75th Percentile Total FDA Review Time	75				
Maximum Total FDA Review Time	88				
Average Total Time to Decision from FDA Receipt (Calendar Days)	146				
25th Percentile Total TTD from FDA Receipt	23				
50th Percentile Total TTD from FDA Receipt	103				
75th Percentile Total TTD from FDA Receipt	210				
Maximum Total TTD from FDA Receipt	416				
Average Total Time to Decision from Third Party Receipt (Calendar Days)	322				
25th Percentile Total TTD from Third Party Receipt	72				
50th Percentile Total TTD from Third Party Receipt	314				
75th Percentile Total TTD from Third Party Receipt	562				
Maximum Total TTD from Third Party Receipt	619				

Change Log

Date	Description
2018-January	Initial Report
2018-October	Added new 3PRO - ADAS
2018-October	Added boxplot legend
2019-January	Added new 3PRO - BDC
2019-January	Updated timeline graphic
2019-January	Added reporting by Fiscal Year and plots for individual 3PROs
2019-February-14	Process change for new second hold policy requiring concurrence from the 510(k) Third Party FDA staff. This change may affect Average Holds and the rate of NSE decisions.
2019-April	Added cumulative submission count graph
2019-April	Clarified definitions to state reporting is for MDUFA decisions (SE or NSE)