

SARS-CoV-2 Test

Accula™

TEST



SARS-CoV-2

IVD

Rx_{only}

REF

COV4100

For use under the Emergency Use Authorization (EUA) only

For *in vitro* diagnostic use

For use with Anterior Nasal and Nasal Mid-Turbinate Swabs

For use with the Accula™ Dock and Silaris™ Dock

Instructions for Use

INTENDED USE

The Accula™ SARS-CoV-2 Test performed on the Accula Dock or the Silaris™ Dock is a molecular *in vitro* diagnostic test utilizing polymerase chain reaction (PCR) and lateral flow technologies for the qualitative, visual detection of nucleic acid from SARS-CoV-2 in clinician-collected anterior nasal or nasal mid-turbinate swab specimens or clinician-instructed self-collected (collected on site) anterior nasal swab specimens, collected from individuals suspected of COVID-19 by their healthcare provider. Testing is limited to laboratories certified under the Clinical Laboratory Improvement Amendments of 1988 (CLIA), 42 U.S.C. §263a, that meet requirements to perform high, moderate, or waived complexity tests. The Accula SARS-CoV-2 Test is authorized for use at the Point of Care (POC), i.e., in patient care settings operating under a CLIA Certificate of Waiver, Certificate of Compliance, or Certificate of Accreditation.

Accula SARS-CoV-2 Test results are for the identification of SARS-CoV-2 RNA. The SARS-CoV-2 RNA is generally detectable in upper respiratory specimens during the acute phase of infection. Positive results are indicative of the presence of SARS-CoV-2 RNA; clinical correlation with patient history and other diagnostic information is necessary to determine patient infection status. Positive results do not rule out bacterial infection or co-infection with other viruses. Testing facilities within the United States and its territories are required to report all results to the appropriate public health authorities.

Negative results should be treated as presumptive and, if inconsistent with clinical signs and symptoms or necessary for patient management, should be confirmed with a different authorized or cleared molecular test in a CLIA-certified laboratory that meets the requirements to perform high or moderate complexity tests. Negative results do not preclude SARS-CoV-2 infection and should not be used as the sole basis for patient management decisions. Negative results must be combined with clinical observations, patient history, and/or epidemiological information.

The Accula SARS-CoV-2 Test is intended for use by trained operators who are proficient in performing tests on the Accula Dock and Silaris Dock. The Accula SARS-CoV-2 Test is only for use under the Food and Drug Administration's Emergency Use Authorization.

SUMMARY AND EXPLANATION

The Accula SARS-CoV-2 Test performed on the Accula Dock or the Silaris Dock is a molecular *in vitro* diagnostic test utilizing polymerase chain reaction (PCR) and lateral flow technologies for the qualitative, visual detection of the coronavirus SARS-CoV-2 viral RNA. The Accula SARS-CoV-2 Test uses an anterior nasal or nasal mid-turbinate swab specimen collected from patients who meet CDC SARS-CoV-2 clinical criteria and in conjunction with epidemiological criteria to aid in the diagnosis of SARS-CoV-2 infection.

PRINCIPLE OF THE TEST

The Accula SARS-CoV-2 Test is a Nucleic Acid Amplification Test (NAAT) for detection of SARS-CoV-2 viral RNA in approximately 30 minutes. To perform the test, anterior nasal or nasal mid-turbinate specimens are added to the Accula Nasal Swab Buffer or Accula SARS-CoV-2 Buffer to solubilize the sample. An aliquot of the Accula Nasal Swab Buffer or Accula SARS-CoV-2 Buffer is then dispensed into an Accula SARS-CoV-2 Test Cassette. The Test Cassette contains internal process positive and negative controls, enzymes, OscAR™ reagents, and a detection strip necessary for the full completion of the assay. There are 4 steps in the process:

1. Lysis of the virus
2. Reverse transcription (RT) of viral RNA to cDNA
3. Nucleic acid amplification by thermocycling polymerase chain reaction (PCR)
4. Detection

The Accula Dock controls reaction temperatures, timing, and fluid movements within the Test Cassette resulting in a fast and automated SARS-CoV-2 RT-PCR assay. After approximately 30 minutes, the test results are interpreted by the visualization of Blue Test Lines on the detection strip in the Test Cassette. A blue process control line at the control (C) area is used to ensure proper reagent and Accula Dock function and to confirm a valid negative test result.

REAGENTS AND MATERIALS

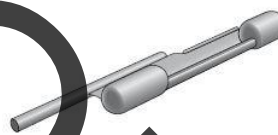
MATERIALS PROVIDED



SARS-CoV-2 Test Cassette




Accula Nasal Swab Buffer or Accula SARS-CoV-2 Buffer



Transfer Pipette



Sterile Swabs



SARS-CoV-2 High Positive Control Swab
SARS-CoV-2 Low Positive Control Swab
SARS-CoV-2 Negative Control Swab

ACCULA SARS-CoV-2 TEST MATERIALS PROVIDED:

- Collection Swabs (25): Sterile swabs for nasal sample collection.
- Accula Nasal Swab Buffer or Accula SARS-CoV-2 Buffer (25): Single-use vial of solution containing 5 mL of buffer with dimethyl sulfoxide and < 0.01% sodium azide.
- Transfer Pipette (25): Single-use, fixed volume pipette used to transfer sample from the Accula Nasal Swab Buffer or Accula SARS-CoV-2 Buffer vial into the Test Cassette. NOTE: Supplied within the Test Cassette Pouch. Extra pipettes provided for your convenience.
- Accula SARS-CoV-2 Test Cassette (25): Single-use, foil-pouched with desiccant and Test Cassette containing lyophilized reagents for the targeted amplification and detection of viral nucleic acid.
- SARS-CoV-2 High Positive Control Swab (1): DNA Based Synthetic Oligo dried onto a swab well-above the limit of detection of the test.
- SARS-CoV-2 Low Positive Control Swab (1): DNA Based Synthetic Oligo dried onto a swab near the limit of detection of the test.

- SARS-CoV-2 Negative Control swab (1): The negative control swab is an untreated swab.
- Self-Collection Quick Reference Guide (1)
- Electronic Instructions for Use (eIFU) Card (1)
- Quick Reference Guide (1)

Instructions for Use is provided on the website, <https://www.thermofisher.com/order/catalog/product/COV4100>

MATERIALS PROVIDED SEPARATELY

- Accula Dock (Catalog # D2000 or D2002) or Silaris Dock (Catalog #1026)
- Accula SARS-CoV-2 Control Kit (Catalog #COV4100-1)

STORAGE AND HANDLING

- Store reagents at room temperature (15°C to 30°C, 59°F to 86°F). Do not refrigerate or freeze.
- Do not reuse kit contents: Collection Swabs, Test Cassettes, Transfer Pipettes, Control Swabs, Accula Nasal Swab Buffer, or Accula SARS-CoV-2 Buffer.
- Do not remove the Test Cassette from the foil pouch until immediately before use (within 30 minutes).
- Do not use kit or reagents past the expiration date.
- Specimen swabs must be eluted in Accula Nasal Swab Buffer or Accula SARS-CoV-2 Buffer immediately after sample collection.
- Eluted samples in Accula Nasal Swab Buffer or Accula SARS-CoV-2 Buffer may be kept at room temperature (15°C to 30°C, 59°F to 86°F) for up to 2 hours or refrigerated at 2°C to 8°C and tested within 24 hours from the time of elution.
- Eluted samples in Accula Nasal Swab Buffer or Accula SARS-CoV-2 Buffer may be stored for up to 1 week at -20°C; longer storage should be at -80°C or colder.

PRECAUTIONS

- For *in vitro* diagnostic use under Emergency Use Authorization only.
- For prescription use only.
- This test has not been FDA cleared or approved but has been authorized for emergency use by FDA for use by authorized laboratories certified under the Clinical Laboratory Improvement Amendments (CLIA) of 1988, 42 U.S.C. §263a, that meet requirements to perform high, moderate or waived complexity tests. The test is authorized for use at the Point of Care (POC), i.e., in patient care settings operating under a CLIA Certificate of Waiver, Certificate of Compliance, or Certificate of Accreditation.
- This test has been authorized only for the detection of nucleic acid from SARS-CoV-2, not for any other viruses or pathogens.
- The emergency use of this test is only authorized for the duration of the declaration that circumstances exist justifying the authorization of emergency use of *in vitro* diagnostics for detection and/or diagnosis of COVID-19 under Section 564(b)(1) of the Federal Food, Drug, and Cosmetic Act, 21 U.S.C. § 360bbb-3(b)(1), unless the declaration is terminated or authorization is revoked sooner.
- Positive results are indicative of the presence of SARS-CoV-2 RNA.
- Laboratories within the United States and its territories are required to report all results to the appropriate public health authorities.
- To be used in conjunction with the Accula Dock or Silaris Dock.
- Follow universal precautions when handling patient samples. All patient samples should be treated as if potentially infectious.
- For Specimen handling procedures please refer to guidelines from the U.S. Centers for Disease Control and Prevention (CDC) and the Clinical and Laboratory Standard Institute (CLSI). Put on the appropriate personal protective equipment.
- If the buffer solution contacts the skin, wash the area with soap and clean water and rinse thoroughly. Consult a physician if irritation develops.
- DNA Based Synthetic Oligo is used to make the positive control swabs. However, Control Swabs, patient samples and Test Cassettes should be handled as though they could transmit disease. Observe established precautions against microbial hazards during use and disposal.
- Dispose of kit reagents and patient samples according to all local, state, and federal regulations.
- Do not write on the Test Cassette except in the indicated area on the Test Cassette label for recording sample identification and test date.
- Do not remove the foil tab from the Test Cassette until immediately before use. Once the tab is removed, add sample immediately (within 5 minutes) and start testing.
- Once sample is added and the Dock lid is closed, the test has started. Do not move the Dock, open the lid, or unplug the Dock until the Dock indicates the test has completed.

- Do not use any damaged kit contents.
- Do not use kit components after their expiration date.
- Sample collection and handling procedures require specific training and guidance.
- All test kit components are single-use items. Do not use with multiple specimens.
- To help obtain accurate results, follow all instructions, and regard all precautions in this Instructions for Use.
- Inadequate or inappropriate sample collection, handling, processing, and/or storage can yield inaccurate results.
- Use only the fixed volume Transfer Pipette provided in the kit to transfer the patient sample from the Accula Nasal Swab Buffer or Accula SARS-CoV-2 Buffer tube into the Test Cassette port. Do not pour the patient sample from the Accula Nasal Swab Buffer or Accula SARS-CoV-2 Buffer vial into the Test Cassette sample port.
- Do not use visually bloody or overly viscous samples.
- When transferring the eluted patient sample, avoid drawing up large particulates, which may clog the Transfer Pipette.
- Due to the high sensitivity of the Accula SARS-CoV-2 Test, contamination of the work area with previous samples may cause false positive results. Clean the Accula Dock or Silaris Dock and surrounding surfaces as described in the procedure in the Accula Dock or Silaris Dock Operators Guide.
- Do not attempt to open a used Test Cassette or a Test Cassette with closed sample port.
- Do not touch the heads of the Control Swabs. Cross contamination may occur due to the high sensitivity of the test.
- Use the Results Interpretation table in this Instructions for Use to interpret results accurately.

QUALITY CONTROL

Process Controls

Each Accula SARS-CoV-2 Test Cassette contains two internal process controls: an internal positive control (labeled 'C' on the Test Cassette) and negative control (labeled 'NC' on the Test Cassette). The positive process control is a non-infectious RNA bacteriophage in the Test Cassette and is used as the positive process control to verify assay steps (RNA extraction, reverse transcription, amplification, and detection) were executed properly. A non-SARS-CoV-2 nucleic acid probe is used as a negative control for false positive results due to nonspecific binding.

Refer to the Interpretation of Results section of this Instruction for Use for instructions on interpreting the results for the Process Control.

External Positive and Negative Controls

External controls may be used to show that the Accula SARS-CoV-2 Test is working properly. The Accula SARS-CoV-2 Test kit contains three Control Swabs:

- 1 SARS-CoV-2 High Positive Control Swab
- 1 SARS-CoV-2 Low Positive Control Swab
- 1 SARS-CoV-2 Negative Control Swab

We recommend that a SARS-CoV-2 negative and SARS-CoV-2 positive controls be run:

- Once for each new lot or shipment of kits received.
- Once for each new operator.
- As deemed additionally necessary to conform with your internal quality control procedures, with local, state and/or federal regulations, or accrediting groups.

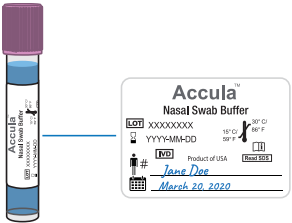
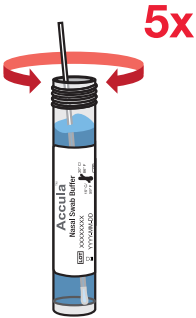




Additional Control Swabs may be purchased from Thermo Fisher Scientific (Catalog # COV4100-1). Run Control Swabs using the same procedure as for a patient specimen.

If External QC testing fails, repeat the test using a new Control Swab, reagent and Test Cassette or contact Technical Support for assistance before testing patient samples.

SPECIMEN COLLECTION

Each test should be completed with an anterior nasal swab sample using one Accula Nasal Swab Buffer or Accula SARS-CoV-2 Buffer vial.

Proper sample collection is an important step for an accurate test result. Carefully follow the instructions below.

<p>Write the patient identification (ID) information and testing date onto the Accula Nasal Swab Buffer or Accula SARS-CoV-2 Buffer vial label in the area provided.</p>	
<p>Insert the anterior nasal swab specimen into the Accula Nasal Swab Buffer or Accula SARS-CoV-2 Buffer and rotate it 5 times rubbing it against the wall of the vial.</p> <p>Remove the patient anterior nasal swab from the Accula Nasal Swab Buffer or Accula SARS-CoV-2 Buffer vial and discard it into a biohazardous waste container.</p> <p>NOTE: If the buffer solution contacts the skin, wash the area with soap and clean water and rinse thoroughly. Consult a physician if irritation develops.</p>	
<p> Replace the cap on the Accula Nasal Swab Buffer or Accula SARS-CoV-2 Buffer vial.</p> <p> If immediate testing is not possible, the eluted sample in Accula buffer may be stored at room temperature (15°C - 30°C, 59°F - 86°F) for up to 2 hours.</p> <p> The eluted sample in Accula Nasal Swab Buffer or Accula SARS-CoV-2 Buffer may be refrigerated at 2°C - 8°C and tested within 24 hours from the time of collection, or may be stored for up to 1 week at -20°C.</p>	

NOTE: Use only the Collection Swabs supplied with the kit.

Anterior Nasal Swab Sample

To collect an anterior nasal swab sample, gently insert a new sterile swab into the patient's nostril until you feel slight resistance. Insert less than 1 inch into the nostril for adults and less than ½ an inch for younger children. Using medium pressure, rub the swab slowly in circular motion around the inside wall of the nostril ten times. The swab tip should be touching the inside wall of the nostril through each rotation.

Using the same swab, repeat this sampling procedure in the other nostril.

Patient self-collection: On-site, supervised patient self-collection may be employed to reduce risk of SARS-CoV-2 transmission between patients and testing site personnel. Patients may conduct anterior nasal swab self-collection of themselves or a child, as described in the Self-Collection Quick Reference Guide. Testing site personnel must provide a physical or digital copy of the Self-Collection Quick Reference Guide to the patient prior to collection. Self-collection must occur on-site, under supervision by testing site personnel. Self-collection is limited to patients 18 years and older. Collection by an adult on a child should only be performed on children 5 years and older. Nasal swabs from children ages 0-4 years should be collected by the clinician.

NOTE: If the buffer solution contacts the skin, wash the area with soap and clean water and rinse thoroughly. Consult a physician if irritation develops.

Nasal Mid-Turbinate Swab Sample

To collect a nasal mid-turbinate swab sample, first tilt the patient’s head back 70 degrees. While gently rotating the mid-turbinate swab, insert swab into the nostril until resistance is met at turbinates. Rotate the swab several times against nasal wall.




Using the same swab, repeat this sampling procedure in the other nostril.


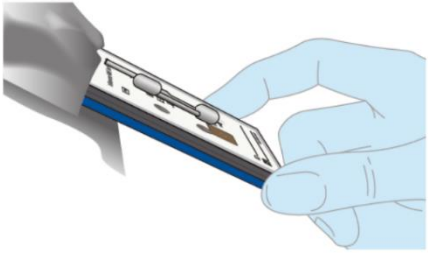

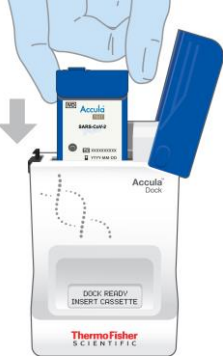
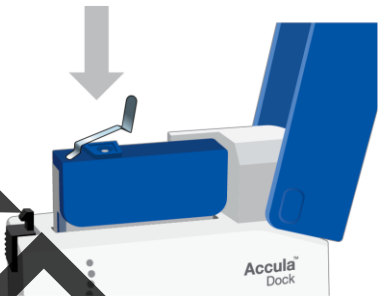
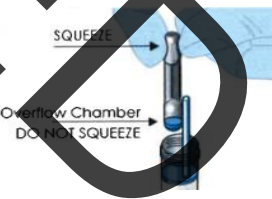
- **Sample Elution** Specimen swabs must be eluted in Accula Nasal Swab Buffer or Accula SARS-CoV-2 Buffer immediately after sample collection.
- **Insert** the nasal swab specimen into the Accula Nasal Swab Buffer or Accula SARS-CoV-2 Buffer and rotate it **5** times rubbing it against the wall of the vial.
- Remove the patient nasal swab from the Accula Nasal Swab Buffer or Accula SARS-CoV-2 Buffer vial and discard it into a biohazardous waste container.
- **Replace** the cap on the Accula Nasal Swab Buffer or Accula SARS-CoV-2 Buffer vial. Patient nasal swabs previously stored in media other than Accula Nasal Swab Buffer or Accula SARS-CoV-2 Buffer are **not recommended** and may yield invalid results or false results. For details, refer to the Limitations section.

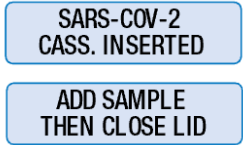
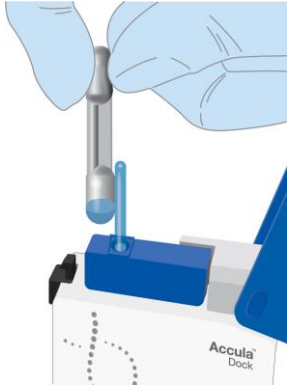
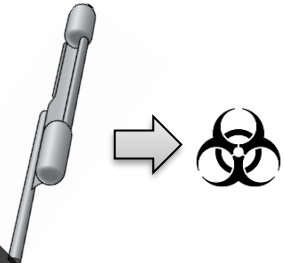


TEST PROCEDURE



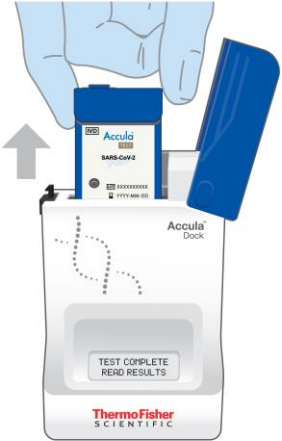

All clinical samples must be at room temperature before beginning the assay.

Check expiration date on outer box before using. Do not use any test after the expiration date on the box.

<p>Place Dock on a flat surface.</p> <p>Connect the AC Adapter to the Power Cord.</p> <p>Insert round end of the power cord into the Dock. Plug the AC end of the power cord into an electrical outlet.</p>	
<p>Open the Dock by depressing the black button located on the top left.</p>	
<p>Verify the Dock screen displays: "DOCK READY INSERT CASSETTE".</p>	

<p> <u>Do not open the foil pouch until the sample is ready for testing. Initiate the test within 30 minutes of opening.</u></p> <p>Remove a Test Cassette and Transfer Pipette from the foil package (these items are packaged together).</p> <p>Write the patient identification (ID) information and testing date on the Test Cassette label in the area provided.</p> <p>NOTE: The foil pouch contains a desiccant pack. This can be discarded after Test Cassette and Transfer Pipette are removed.</p>	
<p>Insert the Test Cassette into the Dock, leaving the lid open. Press the Test Cassette down firmly to seat it in the Dock.</p> <p>NOTE: Do NOT remove the foil tab covering the sample port until immediately before testing.</p> <p> <u>Once the test cassette is placed into the Dock, you have 5 minutes to add the sample into the Test Cassette.</u></p>	
<p>Once the sample is ready to be inserted, remove foil tab covering sample port on test cassette and discard.</p>	
<ul style="list-style-type: none"> • Invert tube, then remove cap. • Fill pipette by firmly squeezing top of bulb and placing pipette tip into sample. Slowly release bulb while tip is still in sample. This will pull liquid into pipette. Make sure there are no air bubble in lower part of pipette. 	

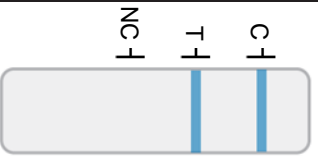




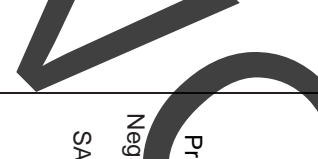
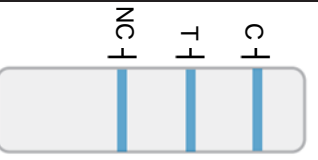


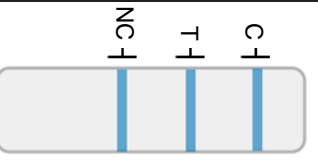


<p><u>Do not close Dock lid until sample has been added to the Test Cassette.</u></p> <p>Verify the Dock screen displays: “SARS-COV-2 CASS. INSERTED”.</p> <p>The Dock screen will then display: “ADD SAMPLE THEN CLOSE LID”.</p>	
<ul style="list-style-type: none"> • Insert pipette tip containing sample into bottom of sample port until resistance is met. • Squeeze and hold top bulb of pipette firmly to dispense sample into test cassette. Keeping the top bulb squeezed, withdraw the pipette from the test cassette. Once you dispense the sample, continue squeezing the bulb as you remove it from the inlet port. • NOTE: A small amount of sample will remain in overflow chamber. • Verify Dock screen displays: “SAMPLE LOADED CLOSE LID”. • Immediately close lid of Dock to automatically begin test. • Dispose of pipette into biohazard container. Dock screen will briefly display: “CASSETTE SEALED TEST STARTED” then “TEST RUNNING REMAINING: XX:XX”. • NOTE: The test takes approximately 30 minutes to complete. 	
<p>Dispose of the pipette in a biohazardous waste container.</p>	
<p>The Dock screen will then read: “SAMPLE LOADED CLOSE LID”.</p> <p>Close the lid of the Dock immediately to automatically begin the test program.</p> <p>Verify the Dock screen displays: “SAMPLE LOADED LID CLOSED”.</p>	
<p>Verify the Dock screen displays: “CASSETTE SEALED TEST STARTED”.</p>	

<p>Verify the Dock screen displays:</p> <p>“TEST RUNNING REMAINING XX:XX”.</p> <p>Note: The test takes approximately 30 minutes to complete. The screen will continue to display “TEST RUNNING” until complete. The Dock will beep at the end of test processing.</p> <p>⚠ Do not re-open the Dock lid until the display indicates the test is complete. Do not move or unplug the Dock while the test is processing.</p>	
<p>Verify the Dock screen displays:</p> <p>“TEST COMPLETE READ RESULTS”.</p>	
<p>DO NOT MOVE, UNPLUG DOCK, OR OPEN LID WHILE TEST IS RUNNING.</p> <p>When test is done Dock screen will read: “TEST COMPLETE READ RESULTS”.</p> <ul style="list-style-type: none"> • Open Dock lid and remove Test Cassette. • Interpret and Record results. <p>NOTE: Results should be interpreted within 1 hour of test completion. DISCARD TEST CASSETTE IN BIOHAZARD CONTAINER ONCE RESULTS ARE RECORDED.</p>	
<p>Dispose of the Test Cassette in the biohazardous waste container.</p>	

INTERPRETATION OF RESULT

NOTE: LOOK CLOSELY WHEN INTERPRETING RESULTS! The appearance of any shade of Blue Test Line at the “T” position is a valid result that is interpreted as positive for SARS-CoV-2. A negative result will only contain a Blue Test Line at the “C” position.

C = Internal Positive Process Control
T = SARS-CoV-2
NC = Internal Negative Process Control

Window	Window	Window	Interpretation	
			Positive test for SARS-CoV-2	<p>Take time to look at test lines very carefully.</p> The appearance of ANY shade of a Blue Test Line at the T position indicates a positive result for the presence of SARS-CoV-2.
			Presumptive Negative test for SARS-CoV-2	<p>Take time to look at test lines very carefully.</p> The absence of ANY shade of a Blue Test Line at the T position indicates a presumptive negative result for the presence of SARS-CoV-2.
			Invalid Result*	<p>Take time to look at test lines very carefully.</p> The appearance of ANY shade of a negative process control line at the NC position indicates an invalid test.
			Invalid Result*	The appearance of ALL or NO lines at the C, T and NC position indicates an invalid test.

*If an invalid result is obtained, the sample may be rerun with a fresh Test Cassette only if the eluted sample in Acculia Nasal Swab Buffer or Acculia SARS-CoV-2 Buffer has been stored for less than 2 hours at room temperature. (15°C - 30°C or 59°F - 86°F). Alternatively, a new sample should be collected and run with a new Buffer and Test Cassette.

NOTE: The absence of a Blue Test Line at the “C” position in conjunction with a Blue Test Line at the “T” position means that the SARS-CoV-2 target was amplified and detected as a valid result. This can occur due to the overabundance of SARS-CoV-2 target that competes with the Control target.

Negative results should be treated as presumptive and, if inconsistent with clinical signs and symptoms or necessary for patient management, should be confirmed with a different authorized or cleared molecular test in a CLIA-certified laboratory that meets the requirements to perform high or moderate complexity tests.

DOCK CLEANING

We recommend cleaning the Dock each day it is used.

Procedure:

Clean the Accula or Silaris Dock and surrounding area according to the instructions provided in the cleaning section of the Accula Dock or Silaris Dock Operator's Guide.

LIMITATIONS

- The performance of this test was established based on the evaluation of a limited number of clinical specimens. Clinical performance has not been established with all circulating variants but is anticipated to be reflective of the prevalent variants in circulation at the time and location of the clinical evaluation. Performance at the time of testing may vary depending on the variants circulating, including newly emerging strains of SARS-CoV-2 and their prevalence, which change over time.
- The performance of the Accula SARS-CoV-2 Test was determined using the procedures provided in this Instructions For Use. Failure to follow these procedures may alter test performance.
- Negative results should be treated as presumptive and, if inconsistent with clinical signs and symptoms or necessary for patient management, should be confirmed with a different authorized or cleared molecular test in a CLIA-certified laboratory that meets the requirements to perform high or moderate complexity tests.
- The Accula™ SARS-CoV-2 Test is for use with anterior nasal or nasal mid-turbinate swab specimens.
- Improper collection, storage or transport of specimens may lead to false negative or invalid results.
- Collection of patient samples into media other than the supplied Accula Nasal Swab Buffer or Accula SARS-CoV-2 Buffer (such as UTM, VTM, or saline), or dilution of previously collected samples out of UTM, VTM, or saline into Accula Nasal Swab Buffer or Accula SARS-CoV-2 Buffer is off-label use and has been shown to adversely impact test performance ("Comparison of the Accula SARS-CoV-2 Test with a Laboratory-Developed Assay for Detection of SARS-CoV-2 RNA in Clinical Nasopharyngeal Specimens," Hogan, C.A., et al., J. Clin Microbiol. 2020 Aug; 58(8): e01072-20.)
- Test results should be interpreted in conjunction with the patient's medical history, clinical signs and symptoms, and the results of other diagnostic tests performed.
- As with other tests, negative results do not rule out SARS-CoV-2 infections and should not be used as the sole basis for patient management decisions.
- Detection of SARS-CoV-2 RNA may be affected by sample collection methods, patient factors (e.g., presence of symptoms), and/or stage of infection.
- False negative or invalid results may occur due to interference or the presence of inhibitors. The Internal Control is included Accula SARS-CoV-2 Test to help identify the specimens containing interfering substances or inhibitors.
- This is a qualitative test. Test line intensity is not indicative of the quantity of virus in the sample.
- False negative results may occur if viruses are present at levels below the test's limit of detection.
- False negative results may occur if mutations are present in the regions targeted by the test.
- Cross-reactivity with respiratory tract organisms other than those listed in the Analytical Specificity Study may lead to erroneous results.
- This test cannot rule out diseases caused by other viral or bacterial agents.
- Analyte targets (viral nucleic acid) may persist in vivo, independent of virus viability. Detection of analyte targets does not imply that the corresponding viruses are infectious, or are the causative agents for clinical symptoms.

Conditions of Authorization for Laboratories

The Accula SARS-CoV-2 Test Letter of Authorization, along with the authorized Fact Sheet for Healthcare Providers, the authorized Fact Sheet for Patients and authorized labeling are available on the FDA website: <https://www.fda.gov/medical-devices/coronavirus-disease-2019-covid-19-emergency-use-authorizations-medical-devices/in-vitro-diagnostics-euas>

To assist clinical laboratories using the Accula SARS-CoV-2 Test, the relevant Conditions of Authorization are listed below, and are required to be met by laboratories and/or patient care settings performing the test.

- A. Authorized laboratories¹ using the Accula SARS-CoV-2 test must include with test result reports all authorized Fact Sheets. Under

exigent circumstances, other appropriate methods for disseminating these Fact Sheets may be used, which may include mass media.

- B. Authorized laboratories using the Accula SARS-CoV-2 Test must perform the Accula SARS-CoV-2 Test as outlined in the Accula SARS-CoV-2 Test Instructions for Use. Deviations from the authorized procedures, including authorized instruments, authorized clinical specimen types, authorized control materials, authorized other ancillary reagents and authorized materials required to perform the Accula SARS-CoV-2 Test, are not permitted.
- C. Authorized laboratories that receive the Accula SARS-CoV-2 Test must notify the relevant public health authorities of their intent to run the test prior to initiating testing.
- D. Authorized laboratories using the Accula SARS-CoV-2 Test must have a process in place for reporting test results to healthcare providers and relevant public health authorities, as appropriate.
- E. Authorized laboratories must collect information on the performance of the test and report to DMD/OHT7/OPEQ/CDRH (via email: CDRH-EUA-Reporting@fd.hhs.gov) and Mesa Biotech, Inc. (via email: techsupport@thermofisher.com) any suspected occurrence of false positive or false negative results and significant deviations from the established performance characteristics of the test of which they have become aware.
- F. All operators using your product must be appropriately trained in performing and interpreting the results of your product, use appropriate personal protective equipment when handling this kit, and use your product in accordance with the authorized labeling.
- G. Mesa Biotech, its authorized distributors and authorized laboratories using the Accula SARS-CoV-2 Test must ensure that any records associated with this EUA are maintained until otherwise notified by FDA. Such records must be made available to FDA for inspection upon request.

¹ The Letter of Authorization refers to “laboratories certified under the Clinical Laboratory Improvement Amendments of 1988 (CLIA), 42 U.S.C. §263a, to high, moderate or waived complexity tests. This test is authorized for use at the Point of Care (POC), i.e., in patient care settings operating under a CLIA Certificate of Waiver, Certificate of Compliance, or Certificate of Accreditation.” as “authorized laboratories”.

PERFORMANCE CHARACTERISTICS

Limit of Detection (LoD)

LoD testing was performed with inactivated SARS-CoV-2 virus from BEI (NR-52350). The preliminary LoD was determined by testing 5 replicates with 2 fold dilutions. To confirm the LoD, dilutions were performed in pooled negative nasal swab human clinical matrix to identify the concentration that produced at least 95% positive results. Confirmatory testing was performed using three lots of Accula SARS-CoV-2 Test cassettes. Twenty (20) replicates from each cassette lot were tested with inactivated virus diluted in clinical matrix. The LoD was confirmed to be 150 copies per mL.

Virus	LoD (Copies per mL)	Positive/Replicates (%)
SARS-CoV-2 Inactivated Virus (BEI)	150	58/60 (97%)

Analytical Reactivity/Inclusivity

Due to the limited availability of SARS-CoV-2 isolates for inclusivity testing, in silico analysis was employed to evaluate the extent of homology between Accula SAR-CoV-2 primers and probes and all sequenced SARS-CoV-2 isolates from the United States available in the GISAID database as of December 5, 2020. 35,556 sequences were examined to identify the extent of predicted assay inclusivity. The table below summarizes the homology between 35,556 SARS-CoV-2 sequences and the Accula SARS-CoV-2 Test primers and probes. The forward primer shares 100% homology with 29612 of the 35556 available sequences (83.3% of sequences with perfect match). 4552 SARS-CoV-2 sequences in the database (12.8% of sequences evaluated) carry the same 3 mismatches in the 5' region of the forward primer (GGG->AAC) resulting in forward primer homology of 90.3% in these 4552 isolates. 99.5% of database sequences share a perfect match with the 6 bases of the forward primer 3' terminus. The reverse primer binding sequence is consistently well conserved at all positions with greater than 97.8% of the database sequences sharing perfect homology with the reverse primer. 99.7% of databases sequences share a perfect match with the 6 bases of the reverse primer 3' terminus.

Amplicon detection in the Accula test cassette is accomplished through hybridization of amplicon to detection oligonucleotide conjugated to dyed polystyrene microspheres and to capture oligonucleotide probes immobilized on the detection strip at discrete line positions to generate a visible colorimetric signal. The detection probe is 100% homologous to 35435 of the 35556 database entries (99.7%) while the capture probe is similarly well conserved sharing perfect homology with 35497 of the 35556 of the database entries (99.8%).

Table 1. *In Silico* Analysis of Inclusivity for the Accula SARS-CoV-2 Test

Oligonucleotide	Homology Description
N gene Forward Primer	29612 of 35556 complete SARS-CoV-2 genome sequences share 100% homology to the Forward Primer. 35368 of 35556 complete SARS-CoV-2 genome sequences share 100% homology with the 3' terminal 6 bases of the Forward Primer. 4552 of 35556 complete SARS-CoV-2 genome sequences carry 3 mismatches (GGG->AAC) in the 5' portion of the Forward Primer resulting in 90.3% homology.
N gene Reverse Primer	34768 of 35556 complete SARS-CoV-2 genome sequences share 100% homology to the Reverse Primer. 35470 of 35556 complete SARS-CoV-2 genome sequences share 100% homology with the 3' terminal 6 bases of the Reverse Primer.
Detection Probe	35435 of 35556 complete SARS-CoV-2 genome sequences share 100% homology to the Detection Probe.
Capture Probe	35497 of 35556 complete SARS-CoV-2 genome sequences share 100% homology to the Capture Probe.

In silico analysis revealed that the forward primer is predicted to be bound to the mismatch template at the annealing/extension temperatures of the assay.

The inclusivity of the Accula SARS-CoV-2 Test was also evaluated using *in silico* analysis of the assay amplicon in relation to 1,063,211 SARS-CoV-2 sequences available in the GISAID database September 1, 2021 to December 2, 2021. The forward primer shares 100% homology with 1,166 of the 1,063,211 available sequences. 99.84% of sequences share a perfect match with the 6 bases of the forward primer 3' terminus. The reverse primer shares 100% homology with 1,043,100 of the 1,063,211 available sequences. 99.40% of database sequences share a perfect match with the 6 bases of the reverse primer 3' terminus. Among these sequences, two mutations occur at a frequency >5%. A single nucleotide mismatch appears in the 5' end of the forward primer in 99.55% of genomes, and a single nucleotide mismatch appears in the detection probe in 93.39% of genomes. Melting temperature analysis revealed that hybridization of the forward primer and detection probe are not impacted by the presence of these mismatches.

The mutation AG 28877-28878 TC occurs in the 5' end of the forward primer and appears in <0.1% of available sequences.

The GGG 28881-28883 AAC mutation appears in the 5' end of the forward primer and occurs in <0.1% of available sequences. The recently identified B.1.1.529 (Omicron) variant includes this mutation, and 322 Omicron sequences were available and included in this analysis. This trinucleotide mutation appears in 99.70% of B.1.1.529 sequences. Melting temperature analysis indicates hybridization of the forward primer is not impacted by the presence of these mismatches.

Analytical Specificity – Exclusivity (Cross Reactivity)

The table below summarizes the findings of *in silico* exclusivity analysis examining the homology between the indicated organisms and the Accula SARS-CoV-2 Test primers and probes. Potential interactions are noted where primer homology exceeds 75%. SARS-CoV is the only organism identified as potentially cross-reactive by *in silico* analysis. While the primer binding sites are well conserved between sequenced isolates of SARS-CoV and SARS-CoV-2, the capture and detection probe binding regions share only 70% and 65% homology respectively. Probe homology with the consensus of a 226 sequence SARS-CoV alignment is listed in Table 3. Based only on sequence analysis, we cannot rule out the possibility that the Accula SARS-CoV-2 Test may cross-react with SARS-CoV. However, the low prevalence of SARS-CoV renders the observation of cross-reactivity unlikely. Indeed, SARS-CoV has not been detected in the human population since 2004.

In addition to *in silico* analysis, the Accula SARS-CoV-2 Test will be challenged with nucleic acids isolated from human coronaviruses OC43, NL63, HKU1 and 229E to confirm the test does not cross-react with these human coronaviruses.

In Silico Analysis of Exclusivity for the Accula SARS-CoV-2 Test

Organism	Homology
SARS-CoV	Forward primer 93.5% homology with SARS-CoV Consensus Reverse primer 90.3% homology SARS-CoV Consensus Detection probe 65% homology with SARS-CoV Consensus Capture probe 70% homology with SARS-CoV Consensus
MERS-CoV	No alignment found
Human coronavirus 229E	No alignment found
Human coronavirus OC43	No alignment found
Human coronavirus HKU1	No alignment found
Human coronavirus NL63	No alignment found
Adenovirus	No alignment found
Human Metapneumovirus	No alignment found
Parainfluenza virus 1-4	No alignment found
Influenza A & B	No alignment found
Enterovirus	No alignment found
Respiratory Syncytial virus	No alignment found
Rhinovirus	No alignment found
<i>Chlamydia pneumoniae</i>	No alignment found
<i>Haemophilus influenza</i>	No alignment found
<i>Legionella pneumophila</i>	No alignment found
<i>Mycobacterium tuberculosis</i>	No alignment found
<i>Streptococcus pneumoniae</i>	No alignment found
<i>Streptococcus pyogenes</i>	No alignment found
<i>Bordetella pertussis</i>	No alignment found
<i>Mycoplasma pneumoniae</i>	No alignment found
<i>Pneumocystis jirovecii</i>	No alignment found
<i>Candida albicans</i>	No alignment found
<i>Pseudomonas aeruginosa</i>	No alignment found
<i>Staphylococcus epidermis</i>	No alignment found
<i>Staphylococcus salivarius</i>	No alignment found

Exclusivity (Cross-Reactivity) Testing

The exclusivity study was performed by testing 32 potentially cross-reacting organisms with the Accula SARS-CoV-2 Test. Each organism was diluted in a pooled negative human throat swab and nasal swab matrix and tested in triplicate. The organisms and concentrations are shown in the table below. None of the 32 organisms cross-reacted in the Accula SARS-CoV-2 Test at the concentrations tested.

Cross-Reactivity Testing for the Accula SARS-CoV-2 Test

Target Organisms	Organism Reference Number or strain available	Unit	Concentration Tested	% Agreement with Expected Result
Adenovirus (e.g. C1 Ad. 71)	Type 1	TCID50/mL	5.10E+06	100% (3/3)
Human Metapneumovirus (hMPV)	IA14-2003	TCID50/mL	1.00E+05	100% (3/3)
Parainfluenza Type 1	Type1	TCID50/mL	1.00E+05	100% (3/3)
Parainfluenza Type 2	Type2	TCID50/mL	1.00E+05	100% (3/3)
Parainfluenza Type 3	Type3	TCID50/mL	1.00E+05	100% (3/3)
Influenza A	Texas	TCID50/mL	5.00E+06	100% (3/3)
Influenza B	Nevada	CEID50/mL	8.00E+06	100% (3/3)
Enterovirus (e.g. EV68)	Type 71	TCID50/mL	1.00E+05	100% (3/3)
Respiratory syncytial virus	CH93(18)-18	TCID50/mL	1.00E+05	100% (3/3)
Rhinovirus	A16	TCID50/mL	1.00E+05	100% (3/3)
<i>Chlamydia pneumoniae</i>	VR-1310	cfu/ml	6.25E+05	100% (3/3)
<i>Haemophilus influenzae</i>	Type b; Eagan	cfu/ml	1.20E+07	100% (3/3)
<i>Legionella longbeachae</i>	Long Beach 4	cfu/ml	9.65E+07	100% (3/3)
<i>Mycobacterium tuberculosis</i>	H37Ra-1	cfu/ml	3.62E+07	100% (3/3)
<i>Streptococcus pneumoniae</i>	19F; Z022	cfu/ml	2.09E+07	100% (3/3)
<i>Streptococcus pyogenes</i>	BAA946	cfu/ml	7.15E+07	100% (3/3)
<i>Bordetella pertussis</i>	A639	cfu/ml	4.22E+07	100% (3/3)
<i>Mycoplasma pneumoniae</i>	M129	CCU/ml	2.81E+06	100% (3/3)
<i>Pneumocystis jirovecii (PJP)</i>	W303-Pji	cfu/ml	7.80E+06	100% (3/3)
<i>Candida albicans</i>	Z006	cfu/ml	9.80E+06	100% (3/3)
<i>Pseudomonas aeruginosa</i>	Z139; VIM-1	cfu/ml	6.05E+06	100% (3/3)
<i>Staphylococcus epidermis</i>	MRSE; RP62A	cfu/ml	3.24E+08	100% (3/3)
<i>Staphylococcus saprophyticus</i>	Z170	cfu/ml	9.50E+06	100% (3/3)
Human coronavirus 229E	ATCC® VR-740DQ	genome copies/µL	1.30E+04	100% (3/3)
Human coronavirus OC43	ATCC® VR-1558D	ng/ul	2.50E+03	100% (3/3)
Human coronavirus HKU1	ATCC® VR-3262SD	genome copies/µL	2.85E+04	100% (3/3)
Human coronavirus NL63	ATCC® VR-3263SD	genome copies/µL	3.40E+04	100% (3/3)
SARS-coronavirus	2003-00592	cfu/ml	NA*	100% (3/3)
MERS-coronavirus	EMC/2012	genome copies/µL	NA*	100% (3/3)
<i>Escherichia coli</i>	Clinical Isolate	cfu/ml	1.92E+08	100% (3/3)
<i>Burkholderia cepacia</i>	Z066	cfu/ml	2.07E+08	100% (3/3)
<i>Klebsiella pneumoniae</i>	Z148, OXA-48, CTX-M	cfu/ml	4.15E+08	100% (3/3)

*Information currently not available from supplier

Analytical Specificity - Interfering Substances

To assess substances with the potential to interfere with the performance of the Accula SARS-CoV-2 Test, contrived samples with SARS-CoV-2 RNA (SARS-CoV-2 RNA/strain USA_WA1/2020) were tested in replicates of three (3) with each interfering substance at the “worst case” concentration, and negative samples without RNA were tested in replicates of two (2) with each interfering substance at the “worst case” concentration. The SARS-CoV-2 RNA was tested at 3X the LoD confirmed in the Limit of Detection Study described above. For each positive sample, RNA was diluted into a pooled negative nasal and throat mix swab matrix to achieve a 3X LoD concentration.

The SARS-CoV-2 RNA was tested with an interferent concentration representing the highest concentration likely to be found in a respiratory or throat sample. Potentially interfering substances that were sourced in their solid phase were re-suspended and diluted to a concentration deemed to be likely worst case. Liquid phase potential interferents were not diluted before testing. Additionally, the SARS-CoV-2 RNA was tested without the interfering substance as a control. Potential interferents and their concentrations, samples tested, and test results are summarized in the table below. No interference was observed with any of the substances tested.

Accula SARS-CoV-2 Interfering Substances Evaluation

Potential Interferent	Active Ingredient	Final Concentration	Target	% Agreement with Expected Results
Blood (Human)	N/A	25%	Positive SARS-COV-2 (3X LoD)	100% (3/3)
			Negative	100% (2/2)
Chloroseptic Max	Phenol 1.5%, Glycerin 33%	Neat	Positive SARS-COV-2 (3X LoD)	100% (3/3)
			Negative	100% (2/2)
Cold&Flu Relief Cough Syrup	Acetaminophen 21.7 mg/mL, Dextromethorphan 0.67 mg/mL, Guaifenesin 13.3 mg/mL, Phenylephrine 0.33 mg/mL	Neat	Positive SARS-COV-2 (3X LoD)	100% (3/3)
			Negative	100% (2/2)
Listerine Cool Mint Antiseptic Mouth Wash	Eucalyptol 0.092%, Menthol 0.042%, Methyl Salicylate 0.060%, Thymol 0.064%	Neat	Positive SARS-COV-2 (3X LoD)	100% (3/3)
			Negative	100% (2/2)
Cepacol (throat lozenge)	Benzocaine, Menthol	1 Lozenge/5 mL	Positive SARS-COV-2 (3X LoD)	100% (3/3)
			Negative	100% (2/2)
Sucrets	Dyclonine Hydrochloride, Menthol	1 Lozenge/5 mL	Positive SARS-COV-2 (3X LoD)	100% (3/3)
			Negative	100% (2/2)
Crest Pro Health Fluoride Toothpaste	Stannous Fluoride 0.454% (0.14% W/V Fluoride Ion)	Neat	Positive SARS-COV-2 (3X LoD)	100% (3/3)
			Negative	100% (2/2)
Eucalyptus Oil ⁴	Eucalyptus Oil	Neat	Positive SARS-COV-2 (3X LoD)	100% (3/3)
			Negative	100% (2/2)
Advil Liqui-Gels	Ibuprofen	Neat	Positive SARS-COV-2 (3X LoD)	100% (3/3)
			Negative	100% (2/2)
Miralax	Polyethylene Glycol	0.304 g/mL	Positive SARS-COV-2 (3X LoD)	100% (3/3)
			Negative	100% (2/2)
Tums Extra Strength	Calcium Carbonate	1 tum/2.5 mL	Positive SARS-COV-2 (3X LoD)	100% (3/3)
			Negative	100% (2/2)
Food Dye	N/A	Neat	Positive SARS-COV-2 (3X LoD)	100% (3/3)
			Negative	100% (2/2)
Whole Milk (Dairy) ¹	N/A	1.60%	Positive SARS-COV-2 (3X LoD)	100% (3/3)
		12.50%	Negative	100% (2/2)
Orange Juice	N/A	50%	Positive SARS-COV-2 (3X LoD)	100% (3/3)
			Negative	100% (2/2)
Penicillin G	Penicillin G Sodium Salt	100 mg/mL	Positive SARS-COV-2 (3X LoD)	100% (3/3)
			Negative	100% (2/2)
Cephalexin	Cephalexin	25 mg/mL	Positive SARS-COV-2 (3X LoD)	100% (3/3)
			Negative	100% (2/2)

Potential Interferent	Active Ingredient	Final Concentration	Target	% Agreement with Expected Results
Mucin, Type II (from porcine stomach) ²	Purified mucin protein	50 mg/mL	Positive SARS-COV-2 (3X LoD)	100% (3/3)
		100 mg/mL	Negative	100% (2/2)
Tobramycin (antibacterial) ³	Tobramycin	75 mg/mL	Positive SARS-COV-2 (3X LoD)	100% (3/3)
			Negative	100% (2/2)
Amoxicillin ³	Amoxicillin	100 mg/mL	Positive SARS-COV-2 (3X LoD)	100% (3/3)
			Negative	100% (2/2)
Anti-viral drug	Zanamivir	10 mg/mL	Positive SARS-COV-2 (3X LoD)	100% (3/3)
			Negative	100% (2/2)
Nasal spray	Phenylephrine	Neat	Positive SARS-COV-2 (3X LoD)	100% (3/3)
			Negative	100% (2/2)
Nasal spray	Oxymetazoline	Neat	Positive SARS-COV-2 (3X LoD)	100% (3/3)
			Negative	100% (2/2)
Nasal spray	Sodium Chloride	Neat	Positive SARS-COV-2 (3X LoD)	100% (3/3)
			Negative	100% (2/2)
Nasal Corticosteroid	Triamcinolone	Neat	Positive SARS-COV-2 (3X LoD)	100% (3/3)
			Negative	100% (2/2)
Zicam (Nasal Gel, homeopathic allergy relief)	Oxymetazoline hydrochloride 0.05%	Neat	Positive SARS-COV-2 (3X LoD)	100% (3/3)
			Negative	100% (2/2)

1 – Milk inhibited target RNA at 12.5%. Milk was diluted to 6.25%, and still inhibited 3 of 3 reactions, and was subsequently diluted to 1.6%, which showed 100% positive target lines. Internal positive control was active and visible at 12.5% milk.
 2 – Mucin inhibited target RNA at 100 mg/mL. Mucin was diluted to 50 mg/mL and showed 3 positives out of 3 attempts (100%). Internal positive control was active and visible at 100 mg/mL of Mucin.
 3 – Tobramycin and Amoxicillin positive samples were initially tested without RNA by mistake. These were repeated and yielded 100% expected results.
 4 – Eucalyptus Oil was used as a substitute for Halls Triple Soothing Cough Drops.

FDA SARS-CoV-2 Reference Panel Testing

The evaluation of sensitivity and MERS-CoV cross-reactivity was performed using reference material (T1), blinded samples and a standard protocol provided by the FDA. The study included a range finding study and a confirmatory study for LoD. Blinded sample testing was used to establish specificity and to corroborate the LoD. Testing was performed using the Accula SARS-CoV-2 Test with the Accula Dock. The results are summarized in the table below.

Summary of LoD Confirmation Result using the FDA SARS-CoV-2 Reference Panel

Reference Materials Provided by FDA	Specimen Type	Product LoD	Cross-Reactivity
SARS-CoV-2	Nasal swab	4.75 x 10 ² NDU/mL	N/A
MERS-CoV		N/A	ND

NDU/mL = RNA NAAT detectable units/mL

N/A: Not applicable

ND: Not detected

Clinical Evaluation

Testing of Contrived Samples

Thirty (30) negative samples and 30 positive contrived samples were tested with the Accula SARS-CoV-2 Test. Negative samples were collected from consented healthy volunteers under IRB approval. A throat swab and a nasal swab was collected from a donor and eluted together in a vial of Accula SARS-CoV-2 Buffer. Positive samples were prepared from these thirty negative samples. Positive samples were spiked with SARS-CoV-2 RNA (SARS-CoV-2 RNA/strain USA_WA1/2020) at the concentrations shown in the table below.

Samples were randomized, de-identified and blinded to the testing operator. Sample concentration and test results are summarized in the table below. 100% agreement was observed with expected results.

Accula SARS-CoV-2 Evaluation with Throat/Nasal Swab Samples

Sample Concentration	N	Percent (%) Agreement with Expected Results (Observed/Expected)
2x LoD	20	100 (20/20)
5x LoD	7	100 (7/7)
10x LoD	2	100 (2/2)
50x LoD	1	100 (1/1)
Negative	30	100 (30/30)

Testing of Clinical Samples

Retrospective Specimen Study

Fifty (50) retrospective clinical specimens, which had already been tested with a EUA authorized SARS-CoV-2 Real-Time RT-PCR Assay were tested with the Accula SARS-CoV-2 Test. Each specimen was diluted in the minimum amount of Accula SARS-CoV-2 Buffer required to obtain a valid Accula test result (presence of a control line), as VTM can inhibit the assay. Required dilutions ranged from 1:6 to 1:40. Test results are summarized in the table below. One test result was discordant (negative Accula/positive by the comparator). This specimen was re-tested with the Comparator assay and also tested with a second EUA RT-PCR test. The specimen gave negative results in both tests.

Accula SARS-CoV-2 Test	Comparator Assay		
	Positive	Negative	Total
Positive	23	0	23
Negative	1*	26	27
Total	24	26	50
Positive Percent Agreement (PPA)	95.8% (95% CI: 78.88% - 99.89%)		
Negative Percent Agreement (NPA)	100% (95% CI: 86.77% - 100%)		

*1 negative discordant sample was not detected with a secondary comparator test or in re-test with the primary comparator.

Prospective Clinical Study

A prospective clinical study was conducted at CLIA waived sites by non-laboratory personnel. Anterior nasal swabs were collected from subjects with SARS-CoV-2 like symptoms or with known exposures to people infected with SARS-CoV-2. A total of 326 subjects across 8 sites were enrolled in the study, out of which, 290 specimens were considered evaluable. Samples for Accula were eluted in proprietary buffer, and the sample for comparator test were eluted in 3 mL Viral Transport Media (VTM). All specimens generating discrepant results were tested on a second FDA cleared molecular assay. The results are shown in the table below.

Accula SARS-CoV-2 Test	Comparator Assay		
	Positive	Negative	Total
Positive	37	0	37
Negative	4*	249	253
Total	41	249	290
Positive Percent Agreement (PPA)	90.2% (95% CI: 77.5% - 96.1%)		
Negative Percent Agreement (NPA)	100% (95% CI: 98.5% - 100%)		















*SARS-CoV-2 was not detected in 1/4 false negative specimens using a second FDA cleared molecular assay.

ASSISTANCE AND CONTACT INFORMATION

For technical questions or assistance, or if the Accula Dock and/or Accula SARS-CoV-2 Test is not performing as expected, please contact us at techsupport@thermofisher.com or 1-800-955-6288, option 2.

REVOKED

SYMBOLS

	<p>This symbol indicates that the product is for single-use only. It is not to be re-used</p>
	<p>This symbol indicates that you should consult the instructions for use.</p>
	<p>This symbol is used for both warnings and cautions. A warning indicates the risk of personal injury or loss of life if operating procedures and practices are not correctly followed. A caution indicates the possibility of loss of data or damage to, or destruction of, equipment if operating procedures and practices are not strictly observed.</p>
	<p>This symbol indicates that the product has a temperature limitation</p>
	<p>This symbol indicates the use-by date</p>
	<p>This symbol indicates the product batch code.</p>
	<p>This symbol indicates the name and location of the product manufacturer.</p>
	<p>This symbol indicates the product's catalog number.</p>
	<p>This symbol indicates a positive control.</p>
	<p>This symbol indicates a negative control.</p>
	<p>Contents sufficient for <n> tests</p>
<p>R_x Only</p>	<p>Caution: Federal Law restricts this device to sale by or on the order of a licensed practitioner.</p>
	<p>Date</p>
	<p>For <i>In Vitro</i> Diagnostic Use</p>
	<p>Biohazard: Follow proper infection control guidelines for handling all samples, Test Cassettes, Accula Nasal Swab Buffer or Accula SARS-CoV-2 Buffer, and swabs. Properly dispose of all contaminated waste according to federal, state, and local requirements.</p>

This product may be covered by one or more U.S. and/or foreign patents or pending patent applications.

REVOKED



Mesa Biotech, Inc.
6190 Cornerstone Court East
Suite 220
San Diego, CA 92121 USA
1-800-955-6288, option 2
techsupport@thermofisher.com

Accula™ SARS-CoV-2 Instructions for Use
The Mesa Biotech logo and Accula™ name are trademarks of Mesa Biotech

Accula™ TEST

SARS-CoV-2

EUA Only

COV4100

R_x only IVD

REF

Quick Reference Guide

FOR USE WITH THE ACCULA OR SILARIS DOCK
FOR ANTERIOR NASAL OR MID-TURBINATE NASAL SWAB SPECIMENS

IMPORTANT: Read the Accula Operators Guide and the Accula SARS-CoV-2 Test Instructions for Use for complete information.

Specimen swabs must be eluted in Accula Nasal Swab Buffer or Accula SARS-CoV-2 Buffer immediately after sample collection. Eluted samples in Accula Buffer may be kept at room temperature (15°C - 30°C, 59°F - 86°F) for up to 2 hours or refrigerated at 2°C - 8°C and tested within 24 hours from the time of elution. Eluted samples in Accula Buffer may be stored for up to 1 week at -20°C; longer storage should be at -80°C or colder.

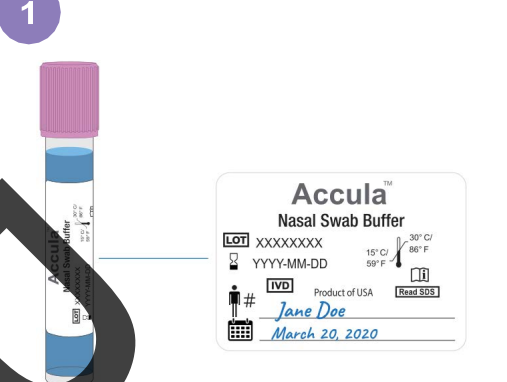
A. PREPARE DOCK

B. PREPARE SAMPLE

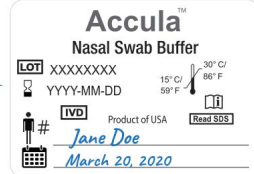
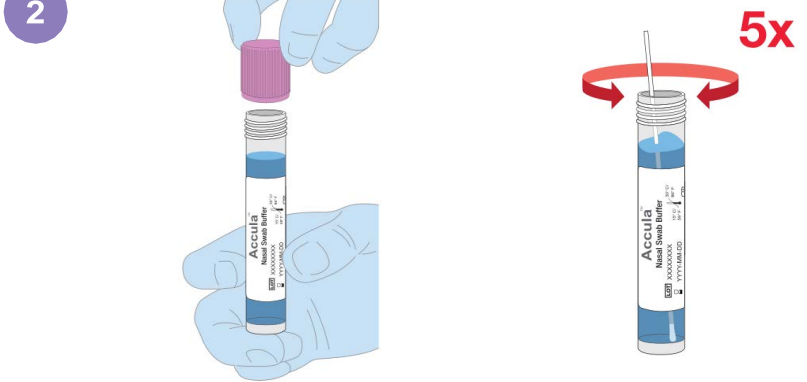


- Place Dock on flat surface
- Connect AC adapter to Power Cord.
- Insert round connector of AC adapter into Dock. Plug power cord into electrical outlet.

NOTE: Dock will turn on.



- Label Accula Nasal Swab Buffer or Accula SARS-CoV-2 Buffer with patient ID and date.
- Collect Anterior Nasal or Mid-Turbinate Nasal swab according to the Instructions for Use.

- Remove cap on Accula Nasal Swab Buffer or Accula SARS-CoV-2 Buffer.
- Insert nasal swab specimen into Buffer.
- Rotate swab 5 times against wall of vial.
- Dispose swab into biohazard container.
- Replace Buffer Cap.

NOTE: If the Buffer solution contacts the skin, wash the area with soap and clean water and rinse thoroughly. Consult a physician if irritation develops.


NOTE: Eluted sample in Buffer can be stored at room temperature up to 2 hours. If sample cannot be tested within 2 hours, refrigerate at 2-8 C and test within 24 hours from when the sample was collected.

C. TEST PROCEDURE

NOTE: Do not open the Test Cassette foil pouch until the sample is ready for testing. The test must be started within 30 minutes of opening the foil pouch.




- Open Dock by pressing black button located on left.
- Verify Dock screen displays: "DOCK READY INSERT CASSETTE".



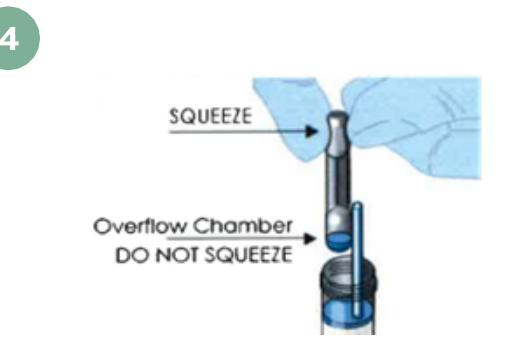
- Remove Test Cassette and pipette from foil pouch.
- Label Test Cassette with patient ID and date.
- Insert Test Cassette into Dock and press firmly to seat. **DO NOT CLOSE DOCK LID**
- Verify Dock screen displays: "SARS-COV-2 CASS. INSERTED" and "ADD SAMPLE THEN CLOSE LID".

DO NOT REMOVE FOIL TAB COVERING SAMPLE PORT UNTIL JUST BEFORE TESTING.




- Once the sample is ready to be inserted, Remove foil tab covering sample port on Test Cassette and discard


ONCE FOIL TAB IS REMOVED, SAMPLE MUST BE ADDED IMMEDIATELY. (WITHIN 5 MINUTES)



- Invert tube, then remove cap.
- Fill pipette by firmly squeezing top bulb and placing pipette tip into sample. Slowly release bulb while tip is still in sample. This will pull liquid into pipette. Make sure there are no air bubbles in lower part of pipette.



- Insert pipette tip containing sample into bottom of sample port until resistance is met.
- Squeeze and hold top bulb of pipette firmly to dispense sample into Test Cassette. Keeping the top bulb squeezed, withdraw the pipette from the Test Cassette. Once you dispense the sample, continue squeezing the bulb as you remove it from the inlet port.
- NOTE:** A small amount of sample will remain in overflow chamber.
- Verify Dock screen displays: SAMPLE LOADED CLOSE LID
- Immediately close lid of Dock to automatically begin test.
- Dispose of pipette into biohazard container. Dock screen will briefly display CASSETTE SEALED TEST STARTED then TEST RUNNING REMAINING: XX:XX
- NOTE:** The test takes approximately 30 minutes to complete.



- DO NOT MOVE, UNPLUG DOCK, OR OPEN LID WHILE TEST IS RUNNING.
- When test is done Dock screen will read: "TEST COMPLETE READ RESULTS"
- Open Dock lid and remove Test Cassette.
- Interpret and Record results.

NOTE: Results should be interpreted within 1 hour of test completion.
DISCARD TEST CASSETTE IN BIOHAZARD CONTAINER ONCE RESULTS ARE RECORDED

D. INTERPRETATION OF RESULTS

NOTE: LOOK CLOSELY WHEN INTERPRETING THE RESULTS! The appearance of **any** shade of a Blue Test Line at the T position is a valid result that is interpreted as a positive for SARS-CoV-2 viral RNA. A negative result will only contain a Blue Test Line at the C position.

C = Internal Positive Process Control
T = SARS-CoV-2
NC = Internal Negative Process Control

Window	Window	Window	Interpretation
			<p>Positive test for SARS-CoV-2</p> <p>Take time to look at test lines very carefully.</p> <p>The appearance of ANY shade of a Blue Test Line at the T position indicates a positive result for the presence of SARS-CoV-2.</p> <ul style="list-style-type: none"> • WITH OR WITHOUT the appearance of a blue process control line at the C position • AND the absence of a negative process control line NC position
			<p>Presumptive Negative test for SARS-CoV-2</p> <p>Take time to look at test lines very carefully.</p> <p>The absence of ANY shade of a Blue Test Line at the T position indicates a presumptive negative result for the presence of SARS-CoV-2.</p> <ul style="list-style-type: none"> • AND the presence of a blue process control line at the C position • AND the absence of a negative process control line NC position
			<p>Invalid Result*</p> <p>Take time to look at test lines very carefully.</p> <p>The appearance of ANY shade of a negative process control line at the NC position indicates an invalid test.</p> <p>The appearance of ALL or NO lines at the C, T and NC position indicates an invalid test.</p>

*If an invalid result is obtained, the sample may be rerun with a fresh Test Cassette only if the eluted sample in Accula Nasal Swab Buffer or Accula SARS-CoV-2 Buffer has been stored for less than 2 hours at room temperature (15°C - 30°C or 59°F -86°F). Alternatively, a new sample should be collected and run with a new Buffer and Test Cassette.

NOTE: The absence of a Blue Process Control Line at the C position and the presence of a Blue Test Line at the T position means the SARS-CoV-2 target was amplified and detected. This is a valid result. This can occur when a large quantity of SARS-CoV-2 target competes with the Control target.

Negative results should be treated as presumptive and, if inconsistent with clinical signs and symptoms or necessary for patient management, should be confirmed with a different authorized or cleared molecular test in a CLIA-certified laboratory that meets the requirements to perform high or moderate complexity tests.

QUALITY CONTROL
Process Controls

Each Accula SARS-CoV-2 Test Cassette contains two internal process controls. The positive control is labeled "C" on the Test Cassette. The negative control is labeled "NC" on the Test Cassette. The positive process control is used to verify all test steps were performed properly. A negative control tests for false positive results due to nonspecific binding.

Refer to the instructions on interpreting the results for the Process Controls.

External Positive and Negative Controls:

External controls may be used to show that the Accula SARS-CoV-2 Test is working properly. The Accula SARS-CoV-2 Test kit contains three Control Swabs:

- 1 High Positive SARS-CoV-2 swab
- 1 Low Positive SARS-CoV-2 swab
- 1 Negative SARS-CoV-2 swab

We recommend that SARS-CoV-2 positive and negative controls be run:

- Once for each new lot or shipment of kits received
- Once for each new operator
- As required to conform with your internal quality control procedures, with local, state and/or federal regulations, or accrediting groups.

Additional Accula SARS-CoV-2 Control Swabs may be purchased from Thermo Fisher Scientific. Run control swabs using the same procedure as for a patient sample.

If External QC testing fails, repeat the test using the prepared Accula Nasal Swab Buffer or Accula SARS-CoV-2 Buffer (if within 24 hours of preparation) and a new test cassette or contact Technical Support for assistance before testing patient samples.

NOTE: This test has not been FDA cleared or approved but has been authorized for emergency use by FDA for use by authorized laboratories certified under the Clinical Laboratory Improvement Amendments (CLIA) of 1988, 42 U.S.C. §263a, that meet requirements to perform high, moderate or waived complexity tests. The test is authorized for use at the Point of Care (POC), i.e., in patient care settings operating under a CLIA Certificate of Waiver, Certificate of Compliance, or Certificate of Accreditation. This test has been authorized only for the detection of nucleic acid from SARS-CoV-2, not for any other viruses or pathogens. The emergency use of this test is only authorized for the duration of the declaration that circumstances exist justifying the authorization of emergency use of in vitro diagnostics for detection and/or diagnosis of COVID-19 under Section 564(b)(1) of the Federal Food, Drug, and Cosmetic Act, 21 U.S.C. § 360bbb-3(b)(1), unless the declaration is terminated or authorization is revoked sooner.



For questions, assistance, or if the Dock or Accula SARS-CoV-2 Test is not performing as expected, contact us at techsupport@thermofisher.com



Mesa Biotech, INC.
 6190 Cornerstone Court East
 Suite 220
 San Diego, CA 92121, USA
thermofisher.com

Accula™ **TEST**

SARS-CoV-2

Quick Reference Guide

R_x only

IVD

EUA Only

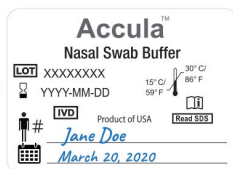
REF

COV4100

FOR ANTERIOR NASAL SWAB SPECIMENS

Nasal sample self-collection guide:

- 1** **Label** Accula Nasal Swab Buffer or Accula SARS-CoV-2 Buffer with your name and date.



- 2** **Peel open** the swab package and remove swab from package.



Hold the base of the swab. Do not touch the tip of the swab.

- 3** **Watch** yourself in a mirror and insert the tip of the swab into one nostril until you feel slight resistance (less than one inch).



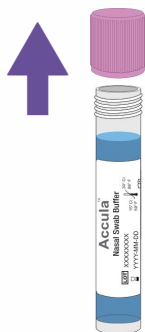
Rotate the tip of the swab against all surfaces of nasal wall ten times.

- 4** **Remove** the swab from your nostril. Using the same swab, repeat step 3 in your other nostril.



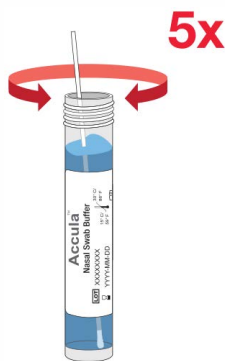
Rotate the tip of the swab against all surfaces of nasal wall ten times.

- 5** Remove the swab from your nostril. While still holding the base of the swab, **remove cap** of the Buffer vial.




Do not touch the tip of the swab. Be careful **not to spill** liquid contents.

- 6** **Insert tip** of the swab into Buffer vial liquid.

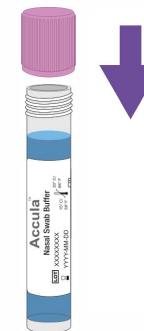


Rotate the tip of the swab five times against inside wall of buffer vial.

- 7** **Dispose** of the swab as instructed by testing site personnel.



- 8** **Replace** Buffer cap. **Return** vial as instructed by testing site personnel.

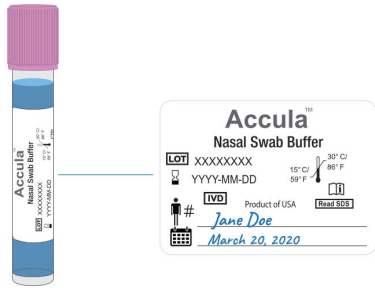


Store the sample at room temperature until tested.

NOTE: If the buffer solution contacts the skin, wash the area with soap and clean water and rinse thoroughly. Consult a physician if irritation develops.

Adult sampling guide for children ages 5 to 17:

- 1** Label Accula Nasal Swab Buffer or Accula SARS-CoV-2 Buffer with your child's name and date.



- 2** Peel open the swab package and remove swab from package.

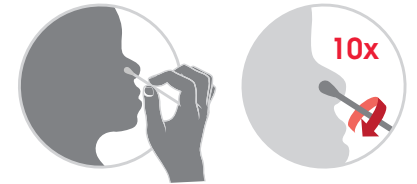


- 3** Tilt child's head back 45 – 70 degrees to gain access to child's nostril. Insert the tip of the swab slowly into one nostril until you feel slight resistance (less than 1/2 Inch).



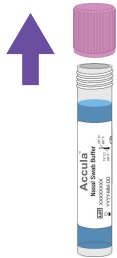
Gently rub the tip of the swab against the child's nasal wall for 10 rotations.

- 4** Remove the swab from your child's nostril. Using the same swab, repeat step 3 in your child's other nostril.



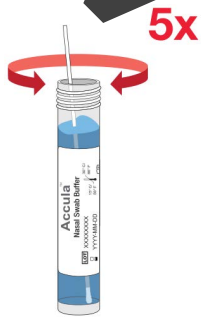
Gently rub the tip of the swab against the child's nasal wall for 10 rotations.

- 5** Remove the swab from the child's nostril. While still holding the base of the swab, remove cap of the Buffer vial.



Do not touch the tip of the swab. Be careful not to spill liquid contents.

- 6** Insert tip of the swab into Buffer vial liquid.

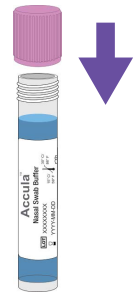


Rotate the tip of the swab five times against inside wall of Buffer vial.

- 7** Dispose of the swab as instructed by testing site personnel.



- 8** Replace Buffer cap. Return vial as instructed by testing site personnel.



Store the sample at room temperature until tested.

NOTE: If the buffer solution contacts the skin, wash the area with soap and clean water and rinse thoroughly. Consult a physician if irritation develops.

NOTE: This product has not been FDA cleared or approved, but has been authorized for emergency use by FDA under an EUA for use by authorized laboratories certified under the Clinical Laboratory Improvement Amendments (CLIA) of 1988, 42 U.S.C. §263a, that meet requirements to perform high, moderate or waived complexity tests. The product is authorized for use at the Point of Care (POC), i.e., in patient care settings operating under a CLIA Certificate of Waiver, Certificate of Compliance, or Certificate of Accreditation. This product has been authorized only for the detection of nucleic acid from SARS-CoV-2, not for any other viruses or pathogens. The emergency use of this product is only authorized for the duration of the declaration that circumstances exist justifying the authorization of emergency use of in vitro diagnostics for detection and/or diagnosis of COVID-19 under Section 564(b)(1) of the Act, 21 U.S.C. § 360bbb-3(b)(1), unless the declaration is terminated, or authorization is revoked sooner.



For questions or assistance, contact us at techsupport@thermofisher.com



Mesa Biotech, INC.
6190 Cornerstone Court East, Suite 220
San Diego, CA 92121, USA
thermofisher.com

Accula™ TEST

SARS-CoV-2

Rx only IVD

EUA Only
COV4100

REF

This kit does not include all of the labeling (e.g. paper copy).
Please visit the Thermo Fisher Scientific website for the current version of
the Instructions for Use, Quick Reference Guide & Safety Data Sheets:

<https://www.thermofisher.com/COV4100>

If you require customer support, please contact +1 (800) 955-6288, option 1 or email
us at USSD2.customercare@thermofisher.com.

For technical support or if you would like a printed copy of the Instructions for Use
or other labeling free of charge, please contact technical support at
+ 1 (800) 955-6288, option 2 or email us at techsupport@thermofisher.com.


- This test has not been FDA cleared or approved, but has been authorized for emergency use by FDA under an EUA for use by authorized laboratories certified under the Clinical Laboratory Improvement Amendments (CLIA) of 1988, 42 U.S.C. §263a, that meet requirements to perform high, moderate or waived complexity tests. The product is authorized for use at the Point of Care (POC), i.e., in patient care settings operating under a CLIA Certificate of Waiver, Certificate of Compliance, or Certificate of Accreditation.
- This test has been authorized only for the detection of nucleic acid from SARS-CoV-2, not for any other viruses or pathogens; and
- The emergency use of this test is only authorized for the duration of the declaration that circumstances exist justifying the authorization of emergency use of in vitro diagnostics for detection and/or diagnosis of COVID-19 under Section 564(b)(1) of the Act, 21 U.S.C. § 360bbb-3(b)(1), unless the declaration is terminated or authorization is revoked sooner.

MESA
BIOTECH

Thank you for your business!

60086 Rev 3 (2023-03)





SARS-CoV-2 Control Kit Instructions for Use

REF COV4100-1 IVD R_x only EUA only

INTENDED USE

The Accula™ SARS-CoV-2 Control Kit is intended for in vitro diagnostic use in quality control testing with the Accula™ SARS-CoV-2 Test.

SUMMARY

The Accula™ SARS-CoV-2 Control Kit provides positive and negative control swabs for use with the Accula™ SARS-CoV-2 Test. Positive swabs are coated with DNA Based Synthetic Oligo. The High Positive Controls contain a level of oligo sufficient to provide a positive result when used with the Accula SARS-CoV-2 Test. The Low Positive Controls contain a lower level of oligo, near the limit of detection of the test, but is sufficient to provide a positive result when used with the Accula™ SARS-CoV-2 Test. When used for quality control in the Accula SARS-CoV-2 Test, these controls are useful as an aid in verifying test and operator performance.

MATERIALS PROVIDED:

- 3 - SARS-CoV-2 High Positive Control Swab: DNA Based Synthetic Oligo dried onto a swab well above the limit of detection of the test.
- 3 - SARS-CoV-2 Low Positive Control Swab: DNA Based Synthetic Oligo dried onto a swab near the limit of detection of the test.
- 3 - SARS-CoV-2 Negative Control Swab: The negative control swab is an untreated swab.

MATERIALS REQUIRED BUT NOT PROVIDED

- Accula SARS-CoV-2 Test (Catalog # COV4100)
- Accula Dock (Catalog # D2000 or D2002) or Silaris Dock (Catalog # 1026)

WARNINGS AND PRECAUTIONS

- For in vitro diagnostic use under Emergency Use Authorization only.
- This product has not been FDA cleared or approved, but has been authorized for emergency use by FDA under an EUA for use by authorized laboratories certified under the Clinical Laboratory Improvement Amendments (CLIA) of 1988, 42 U.S.C. §263a, that meet requirements to perform high, moderate or waived complexity tests. The product is authorized for use at the Point of Care (POC), i.e., in patient care settings operating under a CLIA Certificate of Waiver, Certificate of Compliance, or Certificate of Accreditation.
- This product has been authorized only for the detection of nucleic acid from SARS-CoV-2, not for any other viruses or pathogens.
- The emergency use of this product is only authorized for the duration of the declaration that circumstances exist justifying the authorization of emergency use of in vitro diagnostics for detection and/or diagnosis of COVID-19 under Section 564(b)(1) of the Act, 21 U.S.C. § 360bbb-3(b)(1), unless the declaration is terminated, or authorization is revoked sooner.
- Federal Law restricts sale of this product to or on the order of a licensed practitioner.
- To be used in conjunction with the Accula SARS-CoV-2 Test and the Accula Dock or Silaris Dock.
- DO NOT use the Controls past their expiration date.
- DNA Based Synthetic Oligo is used to make the control swabs. However, control swabs and used cassettes should be handled as though they could transmit disease.
- Observe established precautions against viral hazards during use and disposal.

WARNINGS AND PRECAUTIONS

- Wear protective clothing such as laboratory coats, disposable gloves, and eye protection when handling samples.
- Do not use any damaged kit contents.
- Do not touch the heads of the Control swabs. Cross contamination may occur due to the high sensitivity of the test.
- Not for patient use.
- Follow proper infection control guidelines for handling all specimens, control swabs and related items. Properly dispose of all contaminated waste according to federal, state, and local requirements.
- Swabs stored in foil pouch at 15°C-30°C (59°F-86°F) are stable until the expiration date printed on the pouch.

STORAGE

- The Accula SARS-CoV-2 Control Kit must be stored at 15°C-30°C (59°F-86°F).
- The swabs should be kept in the pouch until testing.

INSTRUCTIONS FOR USE

- Use the Accula SARS-CoV-2 Control swabs as you would a patient sample in accordance with the procedure for the Accula SARS-CoV-2 Test (Catalog # COV4100). Read the instructions for use prior to utilizing the Accula SARS-CoV-2 Control Kit.

EXPECTED RESULTS

- The SARS-CoV-2 Positive Controls should yield a positive SARS-CoV-2 result.
- The SARS-CoV-2 Negative Control should yield a negative result.

DISPOSING OF MATERIAL

- Discard all hazardous or biologically contaminated materials according to your institution's practices. Discard all materials in a safe and acceptable manner that is in compliance with all country, state, and local requirements.

REORDER NUMBER

Catalog No. COV4100-1 Accula SARS-CoV-2 Control Kit
 Catalog No. COV4100 Accula SARS-CoV-2 Test Kit
 Catalog No. D2000 or D2002 Accula Dock or 1026 Silaris™ Dock

TECHNICAL ASSISTANCE

If External QC testing fails, repeat the test using new control swabs, reagents and test cassettes, or contact us for assistance, techsupport@thermofisher.com or call (800) 955-6288, option 2 before continuing with further samples.

	Instructions For Use		Positive Control		Use by	YYYY-MM-DD
	In Vitro Diagnostics		Negative Control		Manufacturer	
	Contents		Product Catalog Number		Single-use only. Do Not Reuse.	
	Product Batch Number		Temperature		Caution: Federal Law restricts this device to sale by or on the order of a licensed practitioner.	

Mesa Biotech, Inc.
 6190 Cornerstone Court East
 Suite 220
 San Diego, CA 92121 USA
thermofisher.com/accula

