



# Third Party Review Organization Performance Report

## Table of Contents

Introduction and Review Timeline Description .....	2
Definitions .....	4
Names of Third Party Review Organizations.....	6
Third Party Performance Data.....	7
Initial Third Party Review Time .....	7
Third Party Hold Time.....	10
Total Third Party Review Time .....	13
Total FDA Review Time.....	16
Total Time to Decision from FDA Receipt.....	19
Total Time to Decision from Third Party Receipt .....	22
All Third Party Review Organizations .....	25
AABB (AABB) .....	28
Accelerated Device Approval Services, LLC (ADAS) .....	29
Biomarkers and Diagnostics Consulting, LLC (BDC).....	32
Center for Measurement Standards of Industrial (CMSI).....	33
COLA, Inc. (COLA) .....	34
New York State Department of Health (NYSDOH) .....	35
Nordic Institute of Dental Materials (NIOM) .....	36
Regulatory Technology Services, LLC (RTS) .....	37
Third Party Review Group, LLC (TPRG).....	40
TUV SUD America Inc. (TUV) .....	43
Change Log.....	46

## Introduction and Review Timeline Description

The Accredited Persons Program was created by the FDA Modernization Act of 1997 (FDAMA) to improve the efficiency and timeliness of FDA’s 510(k) process. Under the program, FDA accredits Third Parties (Accredited Persons) that are authorized to conduct the primary review of 510(k)s for eligible devices. Under [MDUFA IV](#), the FDA committed to publishing the performance of individual accredited Third Parties with at least five completed submissions on the Web (e.g., average number of holds, average time to final decision). A summary of Third Party Performance Metrics will be posted on a quarterly basis. This report contains data from FY 2018, Q1 through FY 2020, Q4 (October 1, 2017 through September 30, 2020). The number of Third Party Review Organizations with at least 5 completed submissions for each Fiscal Year is shown below:

FY2018	FY2019	FY2020	FY2021	FY2022
3	3	3	0	0

The cumulative number of Third Party 510(k) submissions accepted by Quarter for each Fiscal Year is shown below:

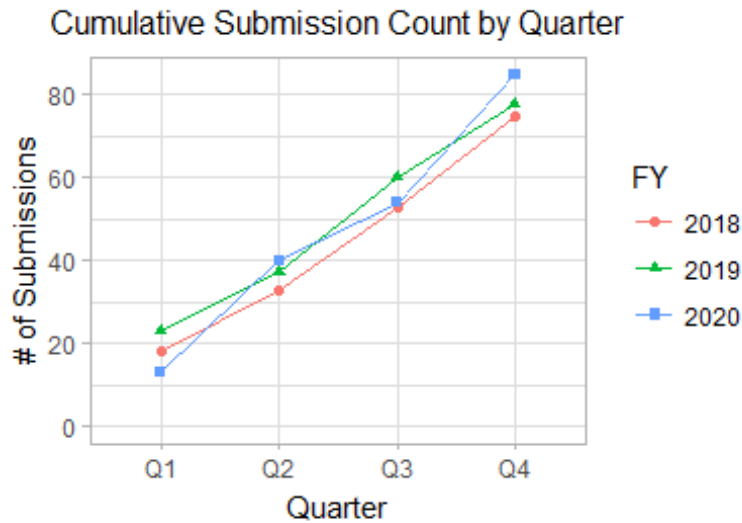
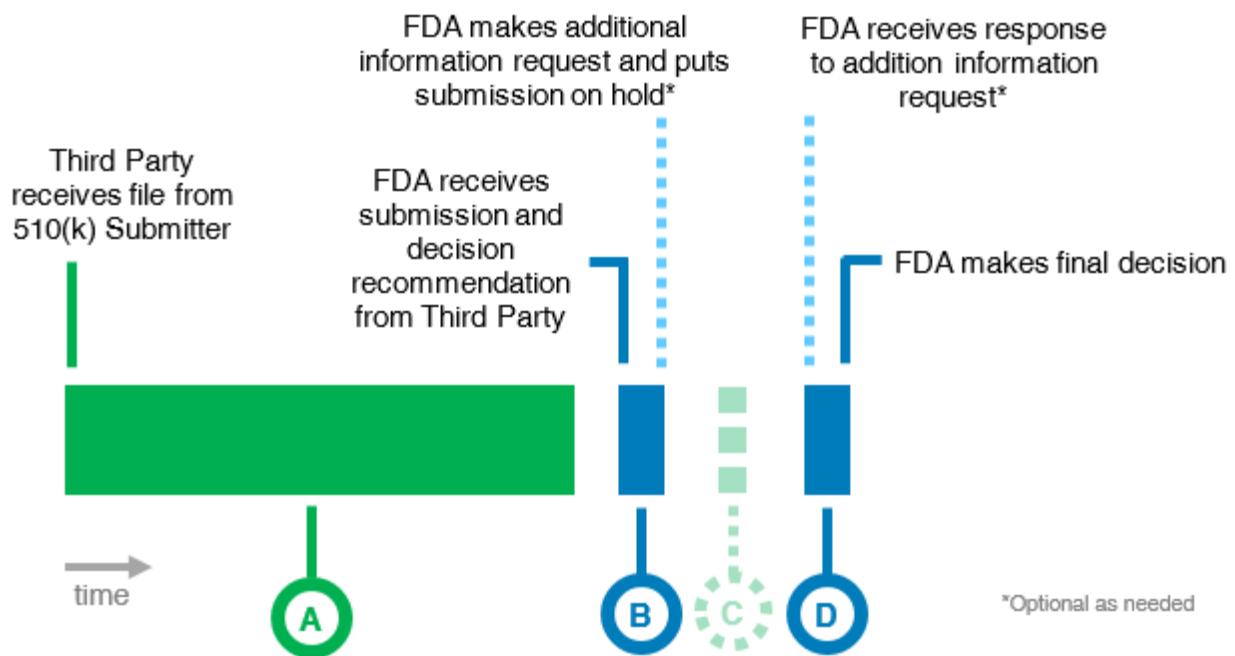


Figure 1

A Third Party 510(k) submission goes through four different stages before a final decision is made by FDA.

- Stage A - The Third Party receives the file from the 510(k) Submitter, reviews the file, and sends the file and its decision recommendation to FDA.
- Stage B - FDA reviews the submission to ensure that the Third Party has submitted all the information needed to make a final decision. If more information is needed, FDA makes a request of additional information, notifies the Third Party, and puts the submission on hold.
- Stage C (Optional) - The Third Party reviews FDA’s request for additional information and notifies the 510(k) submitter. The Third Party responds to FDA’s deficiencies, updating the review memo and submission as necessary. The submission is considered on hold until FDA receives a complete response to its request for additional information.
- Stage D - FDA reviews the additional information and makes a final decision.



## Definitions

### 1) **Initial Third Party Review Time:**

- = Date FDA receives Third Party submission
- Date Third Party receives the file from the 510(k) Submitter

Elapsed time in days for the Third Party to review the 510(k) Submitter's file and determine its decision recommendation for a final MDUFA IV decision (SE or NSE). The elapsed time includes the time needed for the 510(k) Submitter to resolve deficiencies. The Third Party provides the Submitter's file, its associated Third Party review documentation and its decision recommendation to FDA.

### 2) **Third Party Hold Time:**

- = Date FDA receives response to request for additional information
- Date FDA makes decision to put submission on hold

Elapsed time in days for the Third Party to respond to a request for additional information from FDA for a final MDUFA IV decision (SE or NSE). If the Third Party does not receive a request for additional information, *Third Party Hold Time* is set to 0 days. If the file is placed on hold more than once, this is the total number of days the file has been on hold.

### 3) **Total Third Party Review Time:**

- = *Initial Third Party Review Time* + *Third Party Hold Time*

Elapsed time in days for a Third Party to review a file from a 510(k) Submitter, including the time it is on hold for a final MDUFA IV decision (SE or NSE).

### 4) **Total FDA Review Time:**

- = Date FDA makes Final Decision - Date FDA receives Third Party Submission
- *Third Party Hold Time*

Elapsed time in days for FDA to provide a final MDUFA IV decision (SE or NSE) to a Third Party submission. By statute, FDA must provide a final MDUFA IV decision in 30 days. *Total FDA Review Time* does not include the number of days that a submission is on hold waiting for additional information from the Third Party.

### 5) **Total Time to Decision from FDA Receipt:**

- = *Total FDA Review Time* + *Third Party Hold Time*

Elapsed time in days between FDA's receipt of a Third Party submission and FDA's final MDUFA IV decision (SE or NSE). *Total Time to Decision from FDA Receipt* includes *Third Party Hold Time*, while *Total FDA Review Time* does not. For non-Third Party files, *Total Time to Decision from FDA Receipt* is called Total Time to Decision (TTD).



**6) Total Time to Decision from Third Party Receipt:**

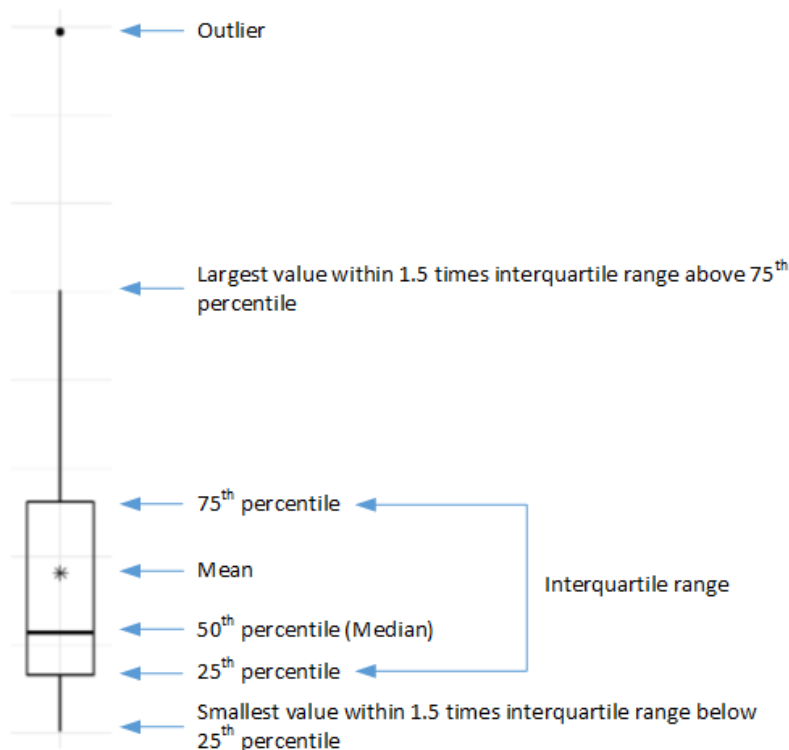
= *Total Third Party Review Time + Total FDA Review Time*

Elapsed time in days for FDA and a Third Party to provide a final MDUFA IV decision (SE or NSE) to a submitter. *Total Time to Decision from Third Party Receipt* spans the entire lifecycle of a TP submission.

## Names of Third Party Review Organizations

All 3PROs	All Third Party Review Organizations
AABB	AABB
ADAS	Accelerated Device Approval Services, LLC
BDC	Biomarkers and Diagnostics Consulting, LLC
CMSI	Center for Measurement Standards of Industrial
COLA	COLA, Inc.
NYSDOH	New York State Department of Health
NIOM	Nordic Institute of Dental Materials
RTS	Regulatory Technology Services, LLC
TPRG	Third Party Review Group, LLC
TUV	TUV SUD America Inc.

### Box Plot Legend:



Box Plot Sources:

Tukey (John W. Tukey (1977). Exploratory Data Analysis. Addison-Wesley.)

H. Wickham. ggplot2: Elegant Graphics for Data Analysis. Springer-Verlag New York, 2016.

## Third Party Performance Data

### Initial Third Party Review Time

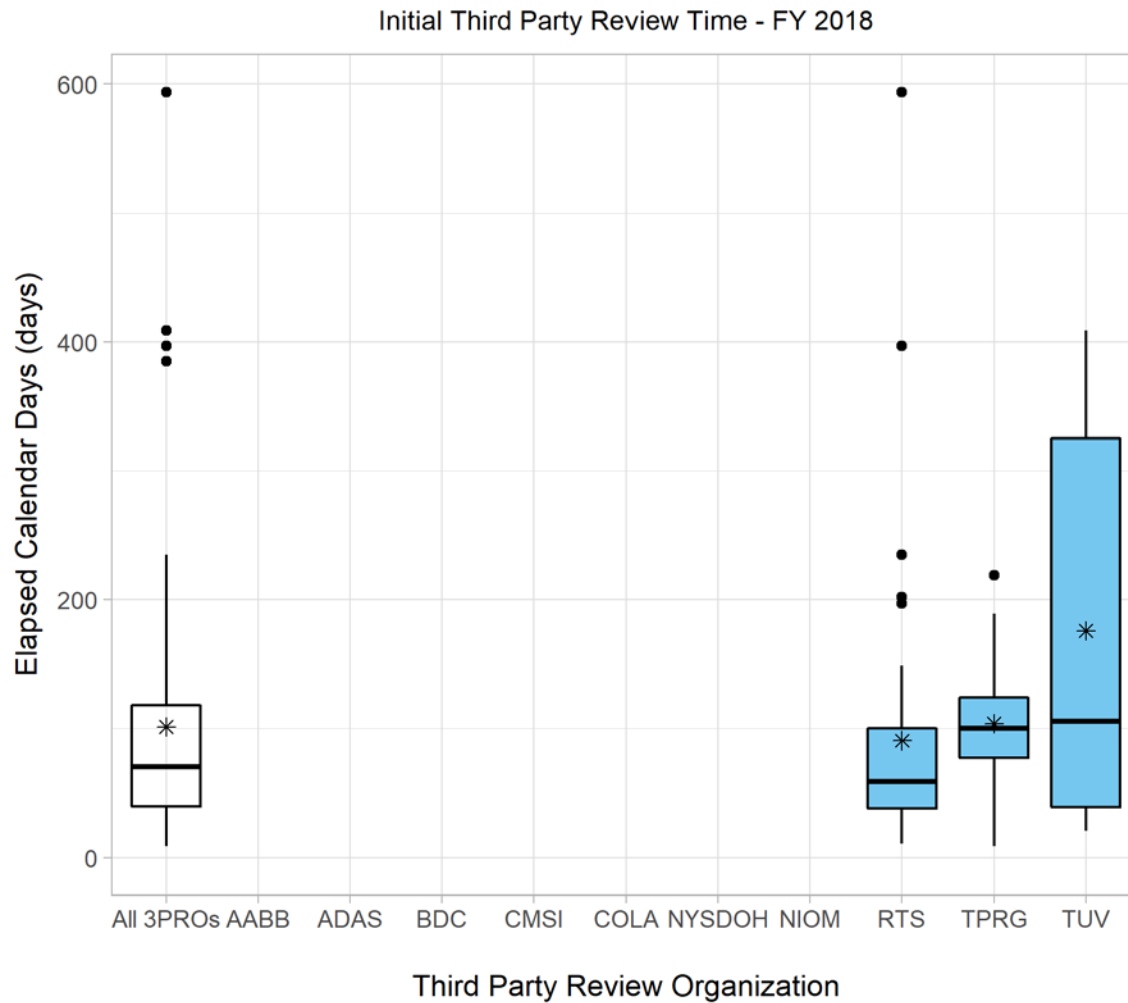


Figure 2

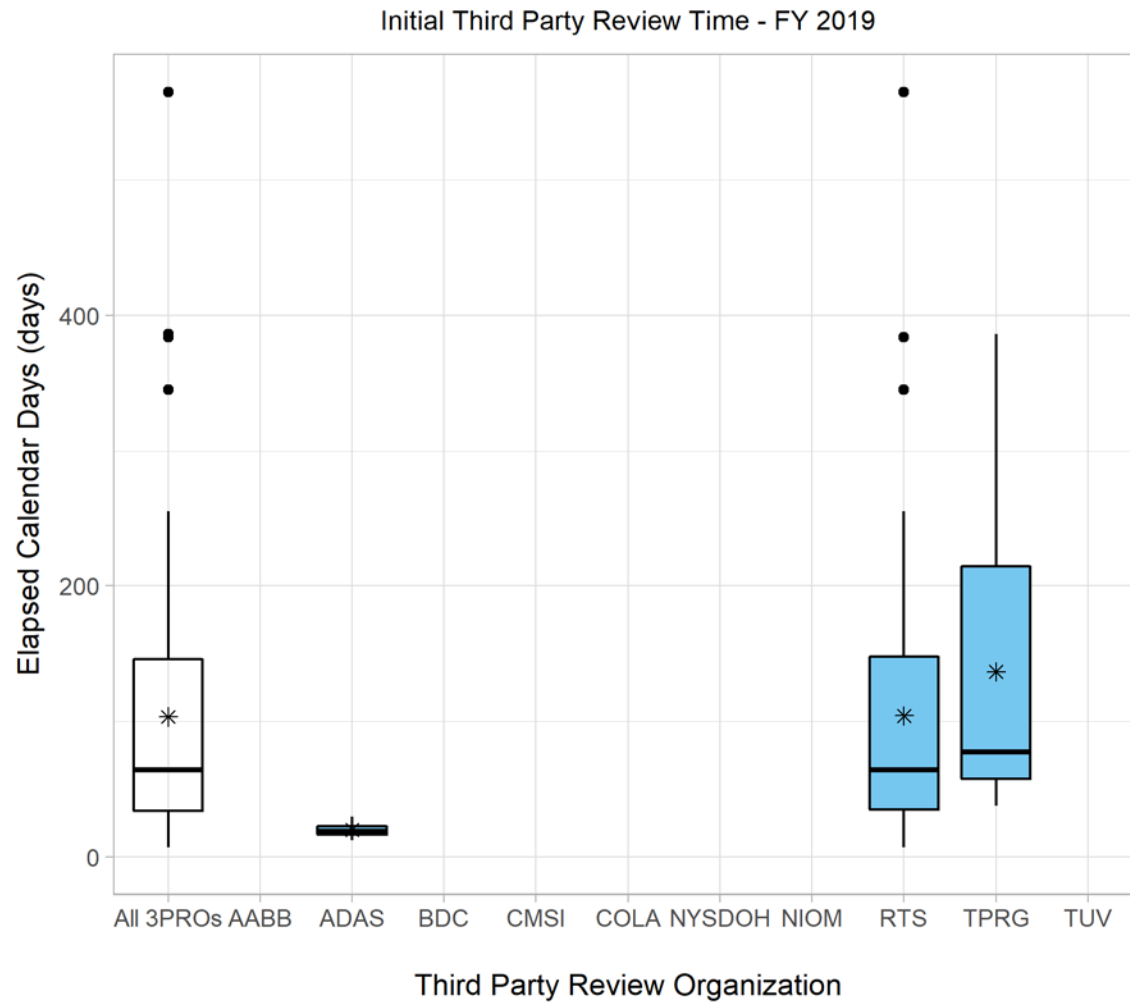


Figure 3



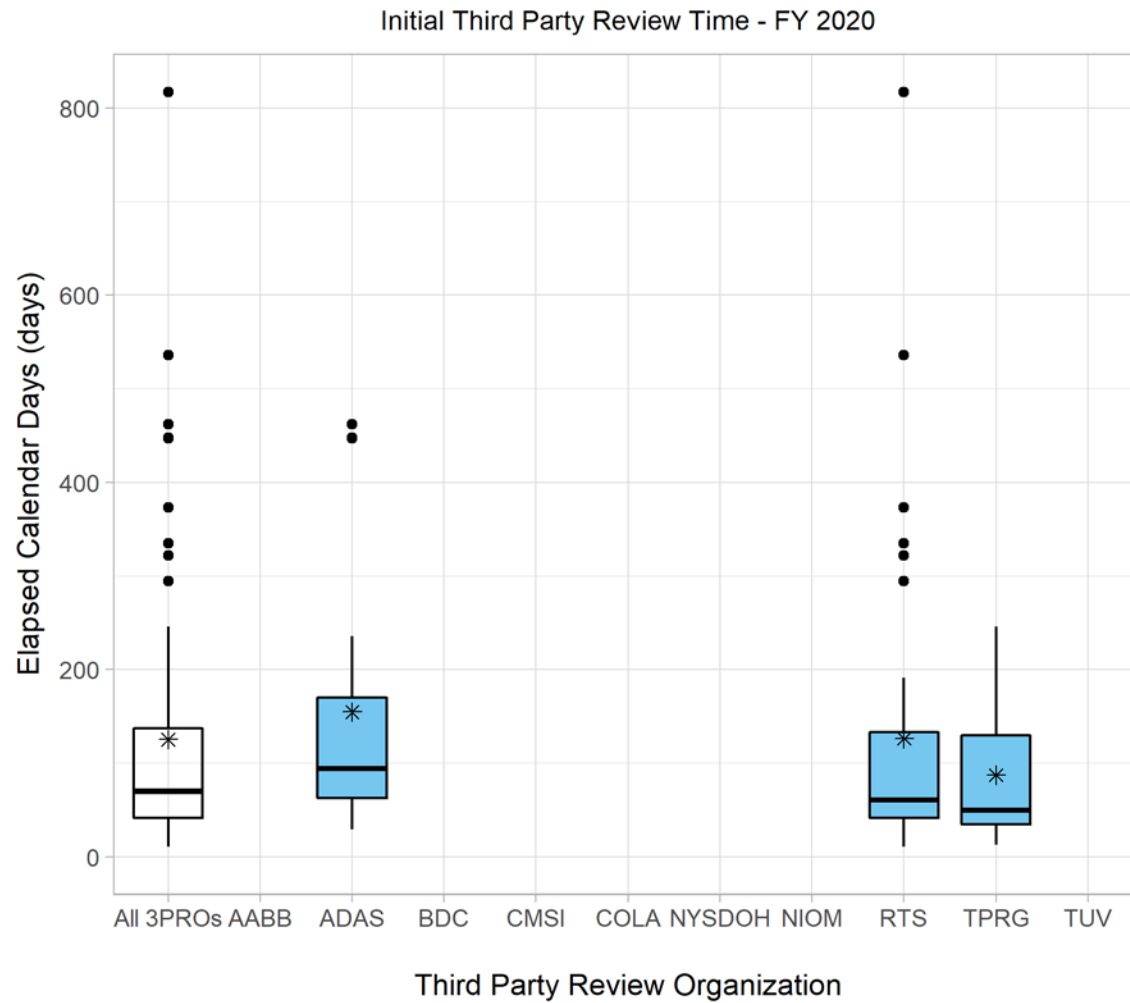


Figure 4

## Third Party Hold Time

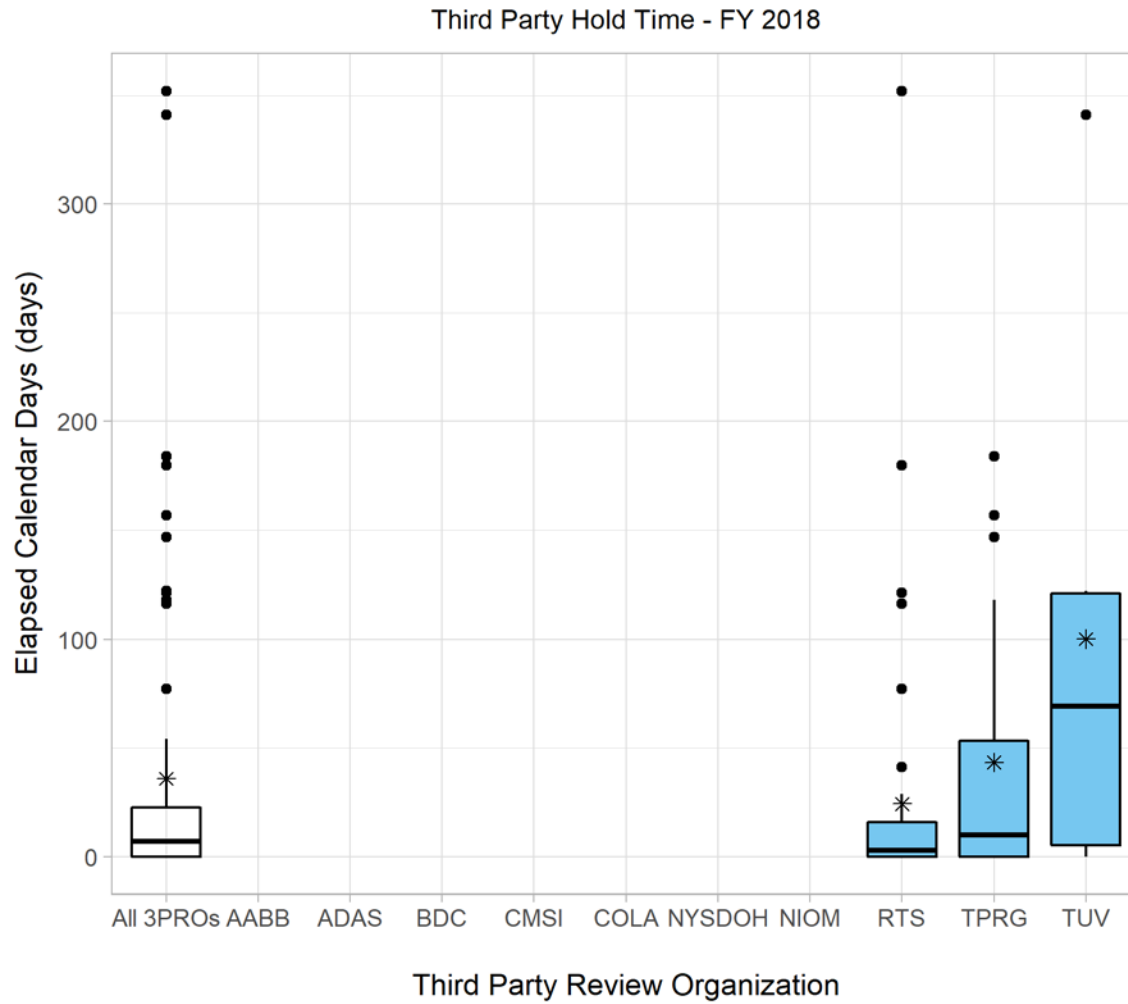


Figure 5

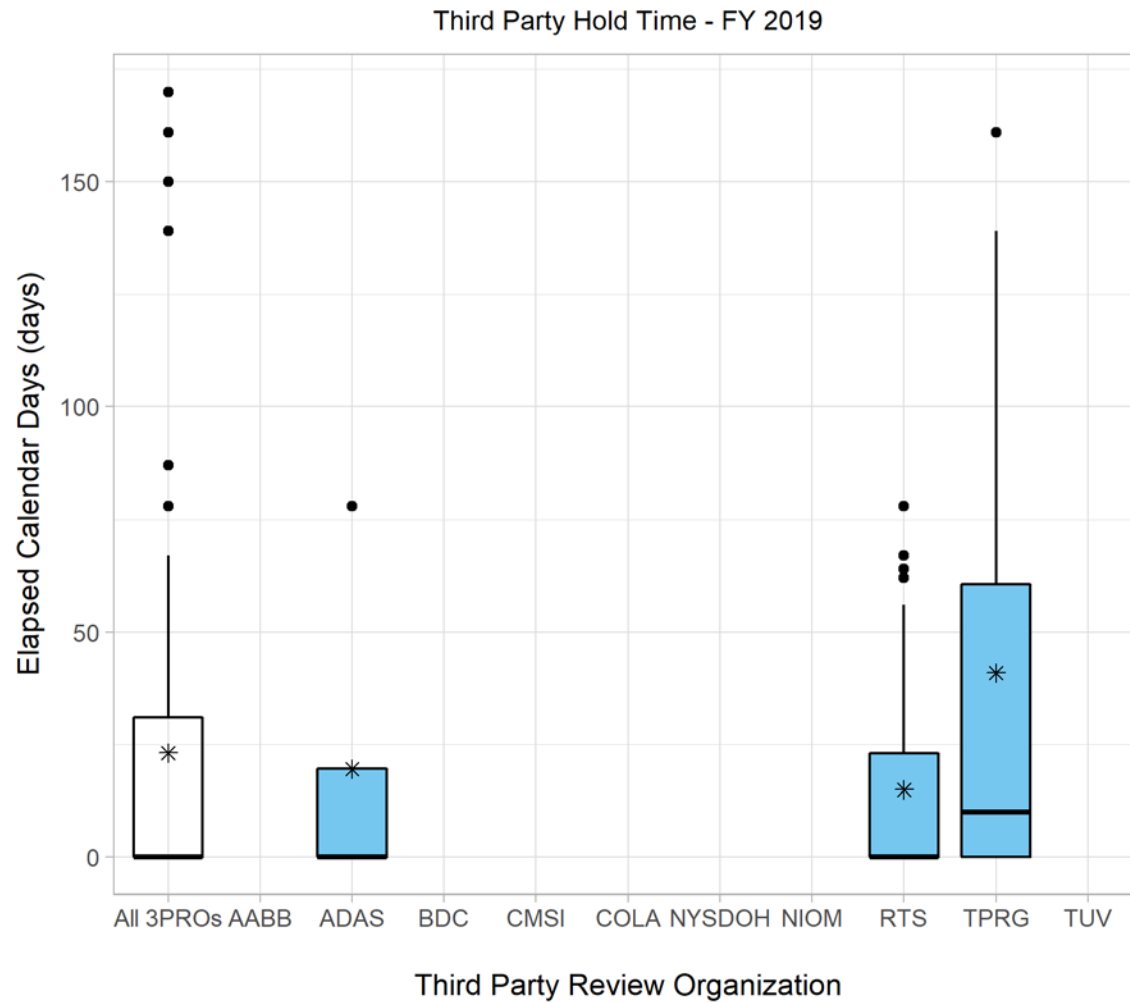


Figure 6

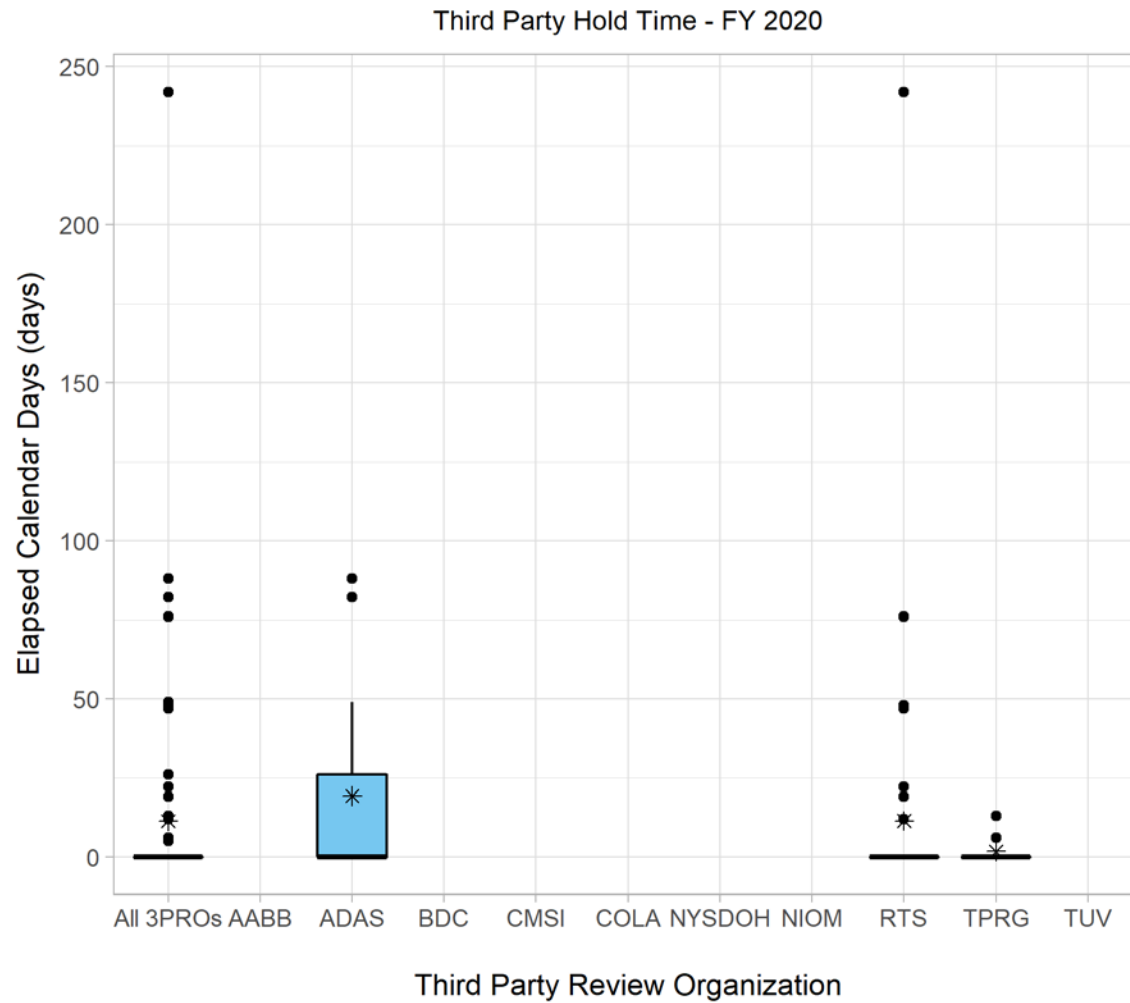


Figure 7

## Total Third Party Review Time

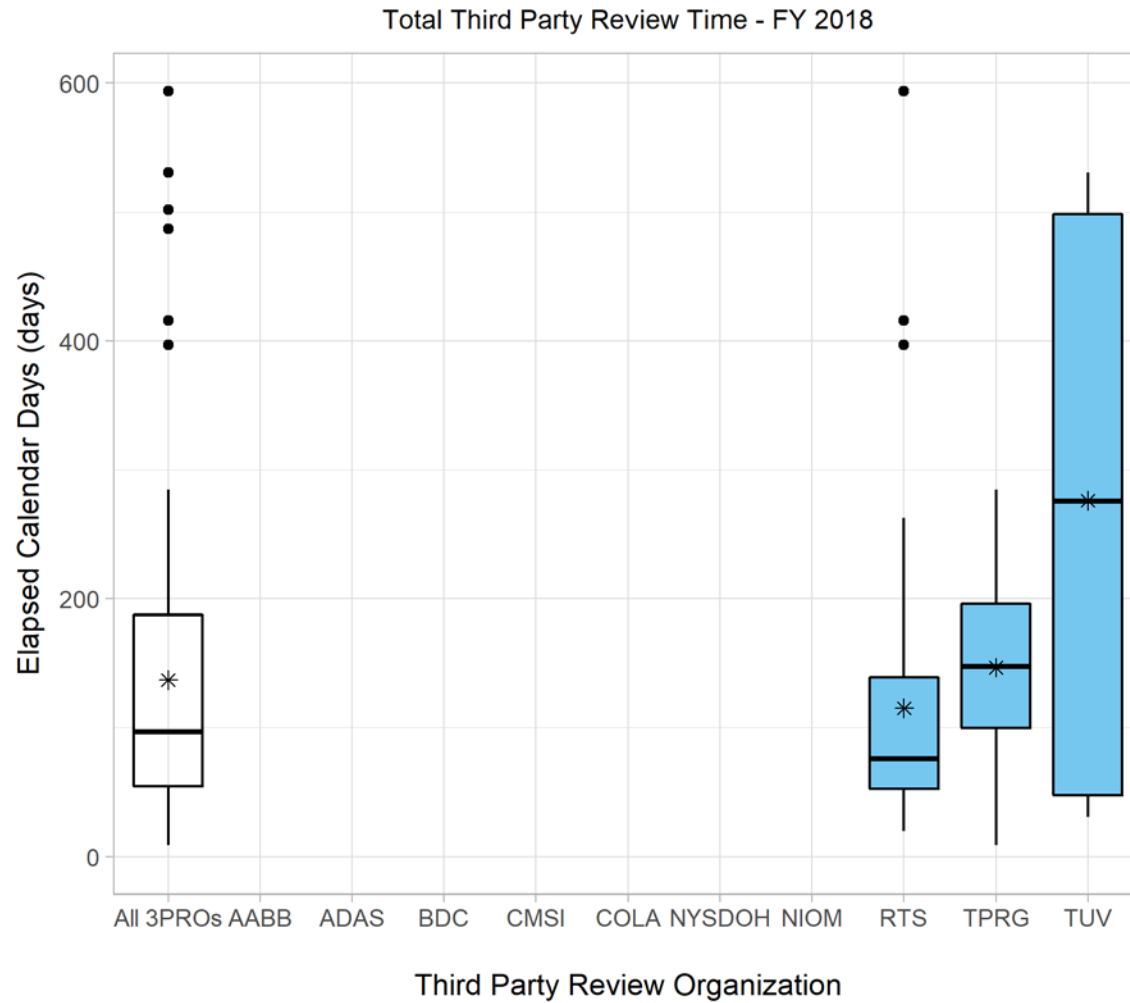


Figure 8

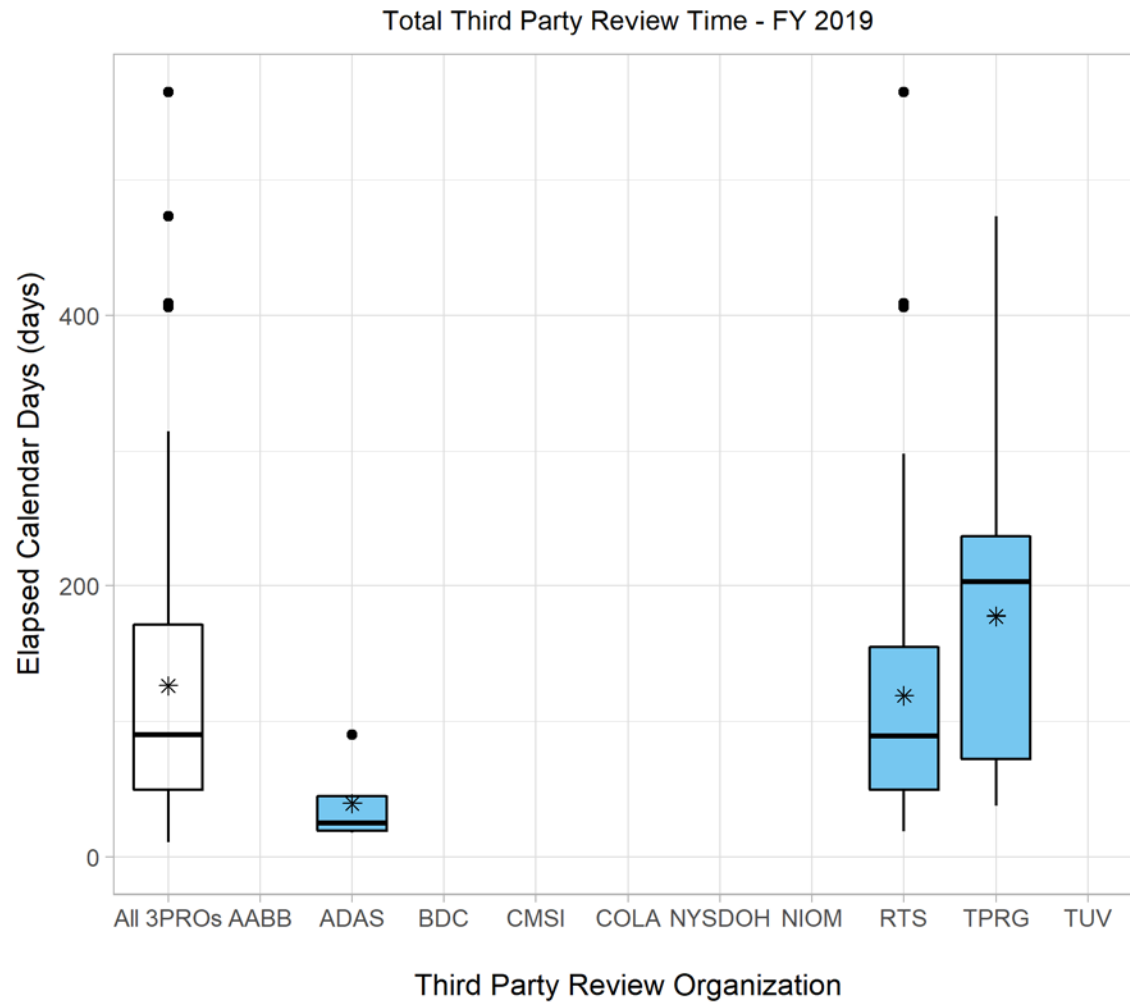


Figure 9

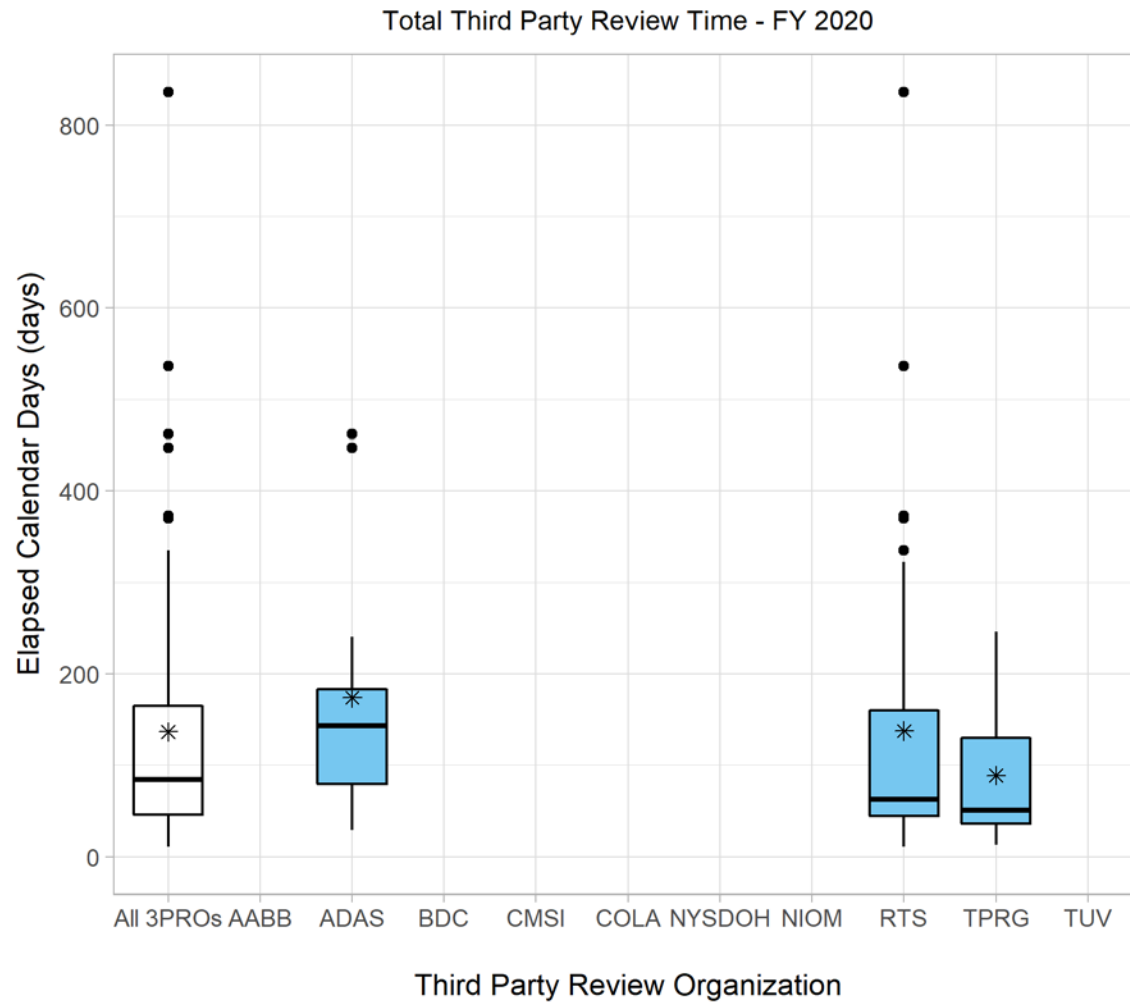


Figure 10

## Total FDA Review Time

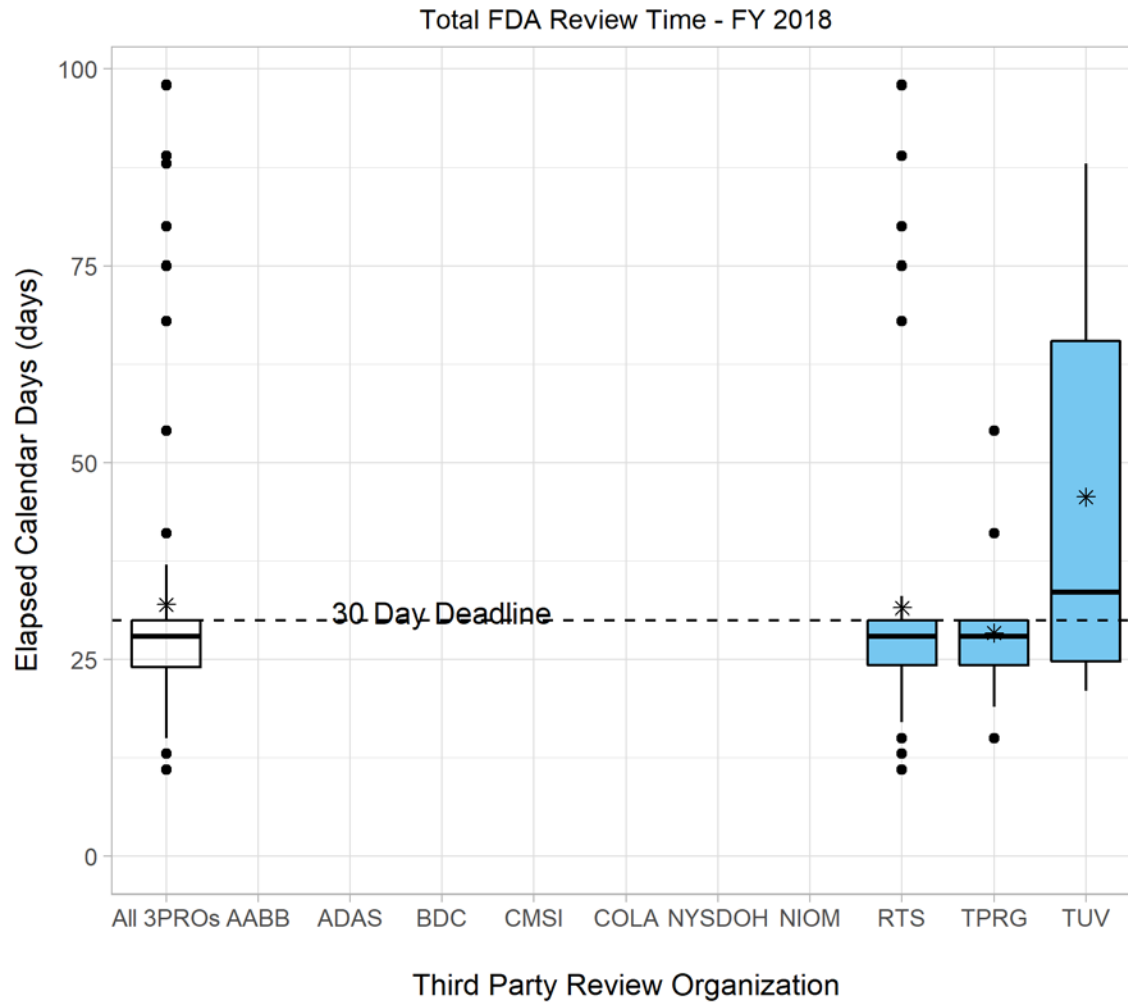


Figure 11



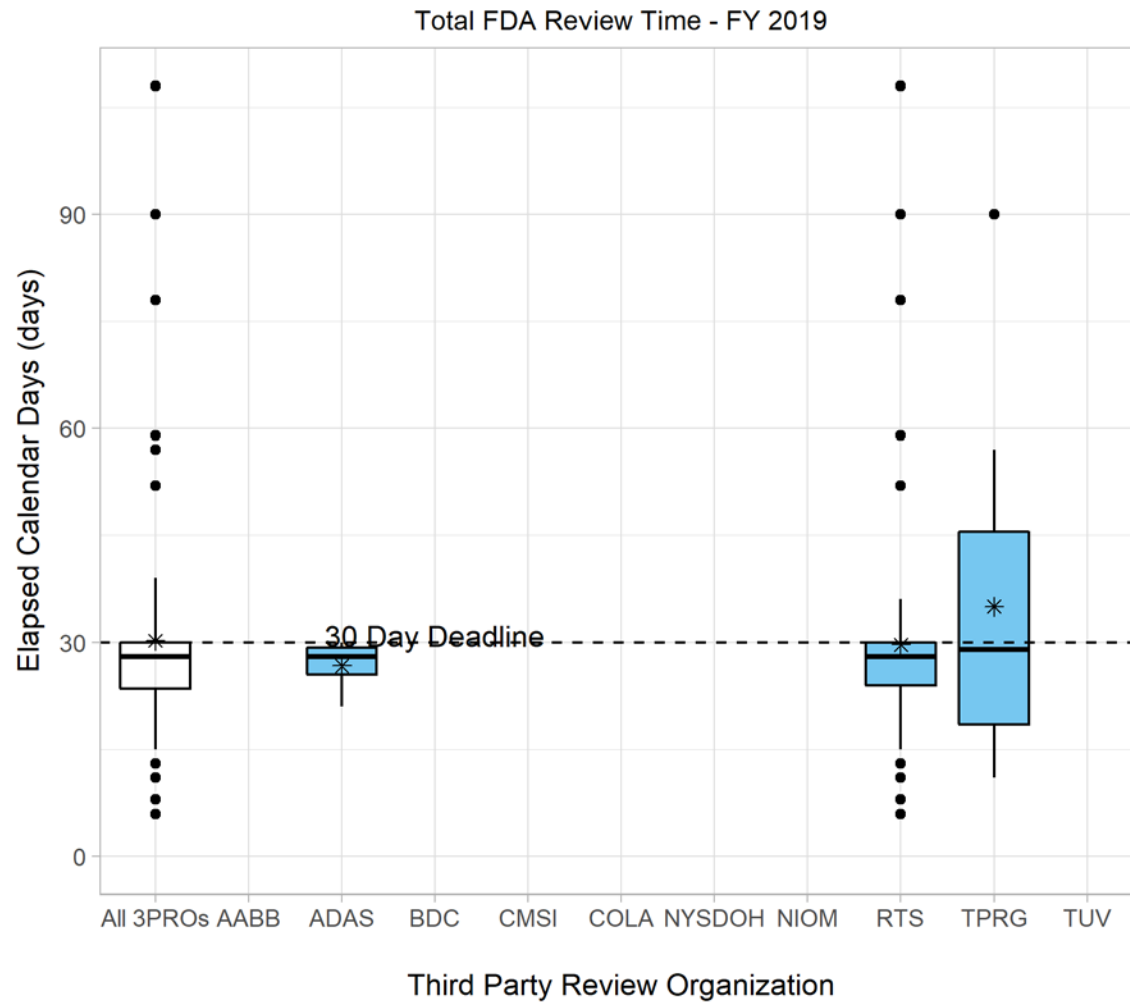


Figure 12

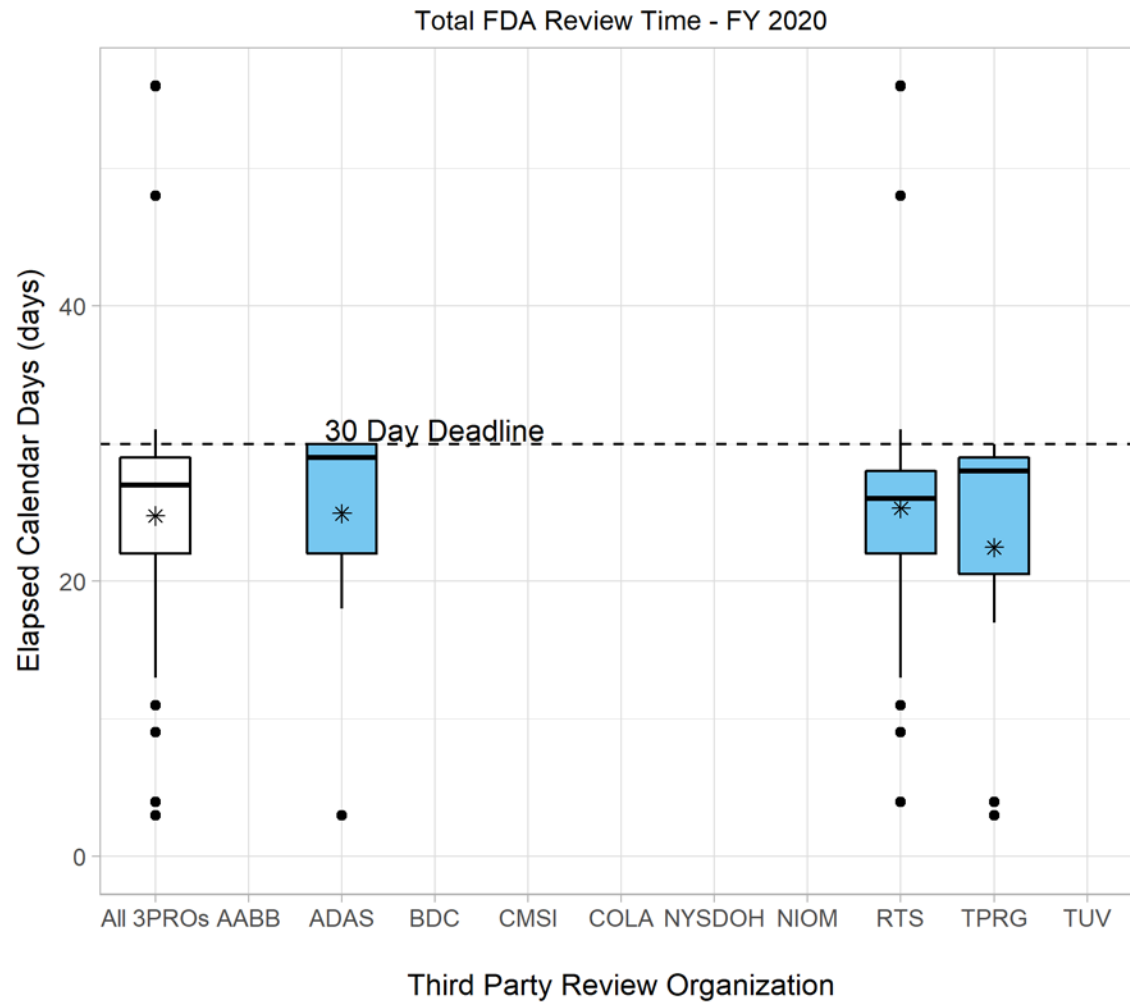


Figure 13

## Total Time to Decision from FDA Receipt

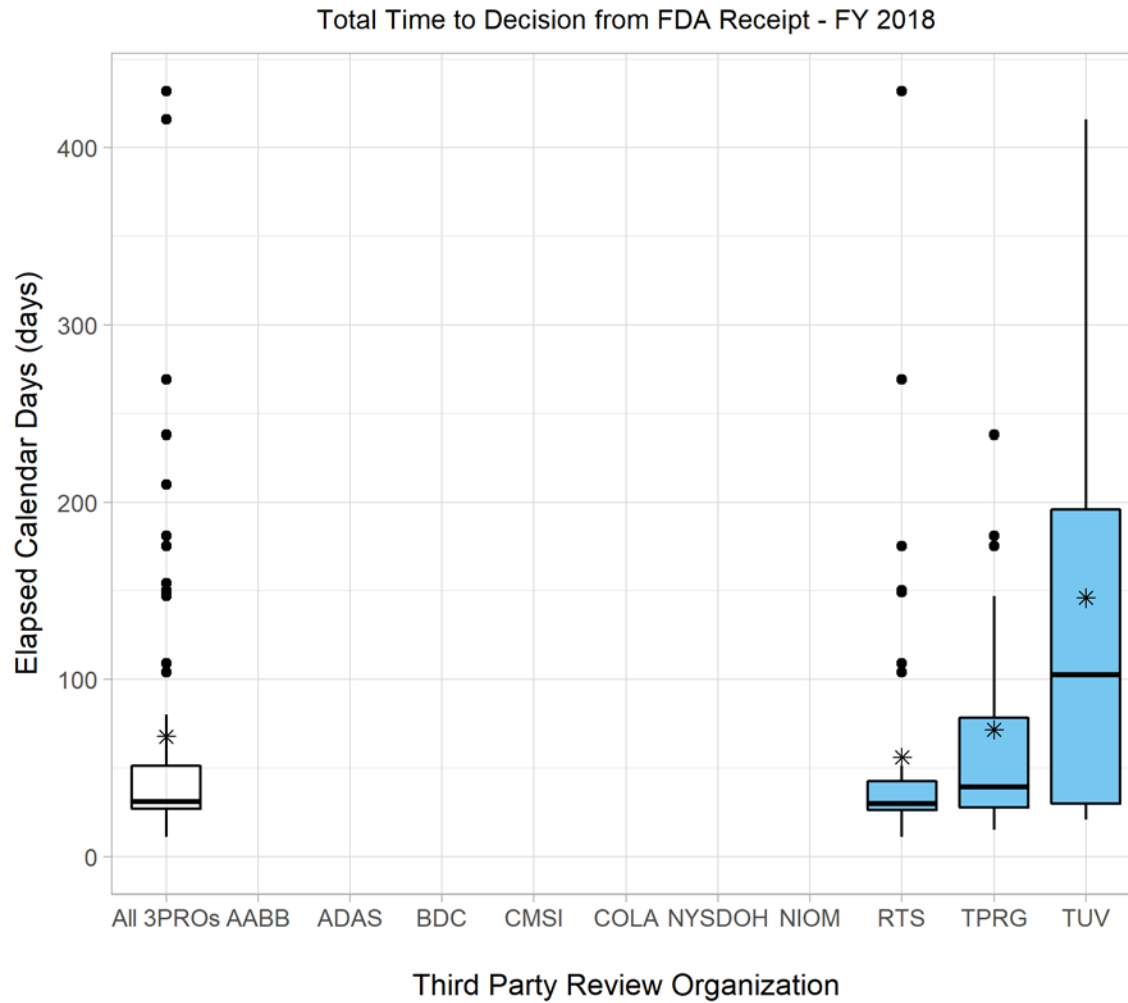


Figure 14

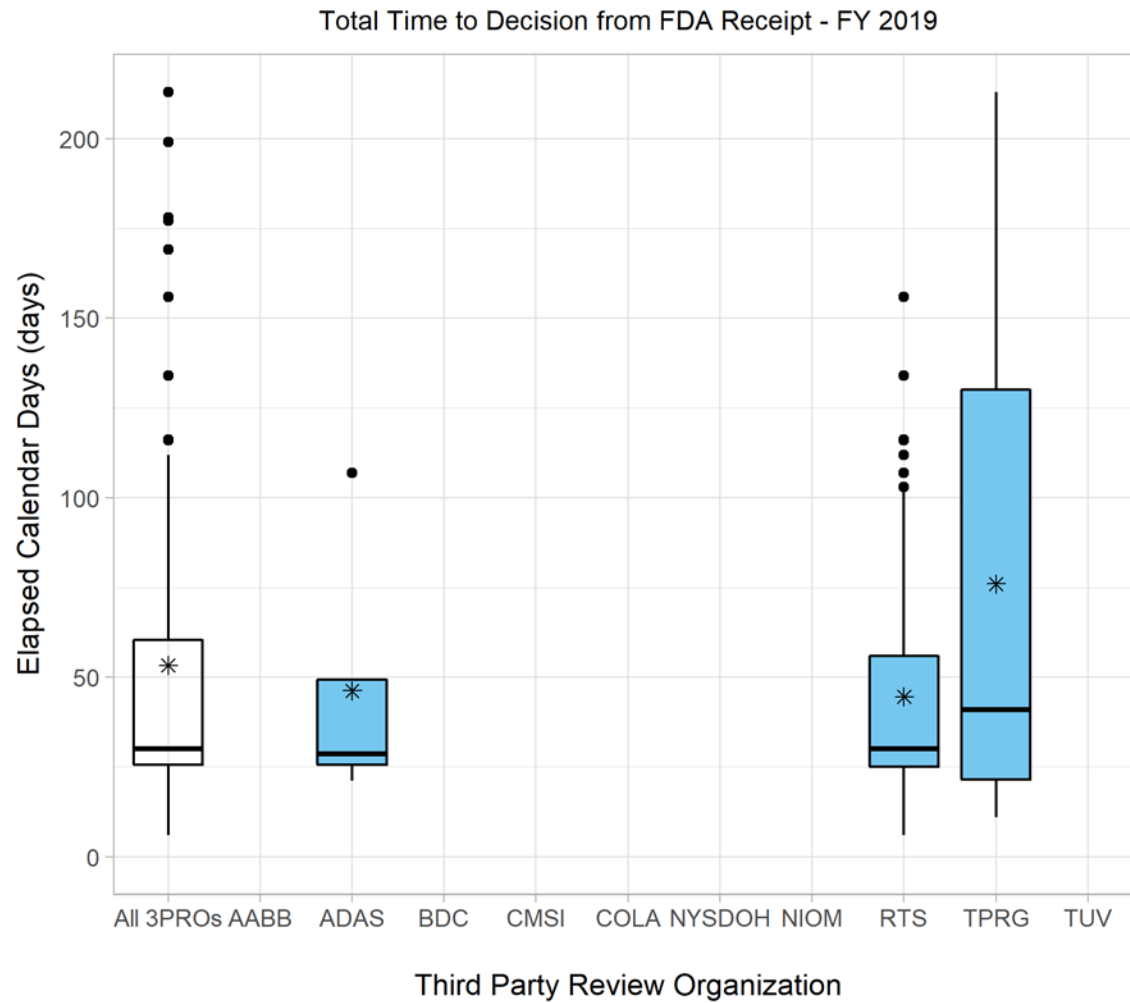


Figure 15

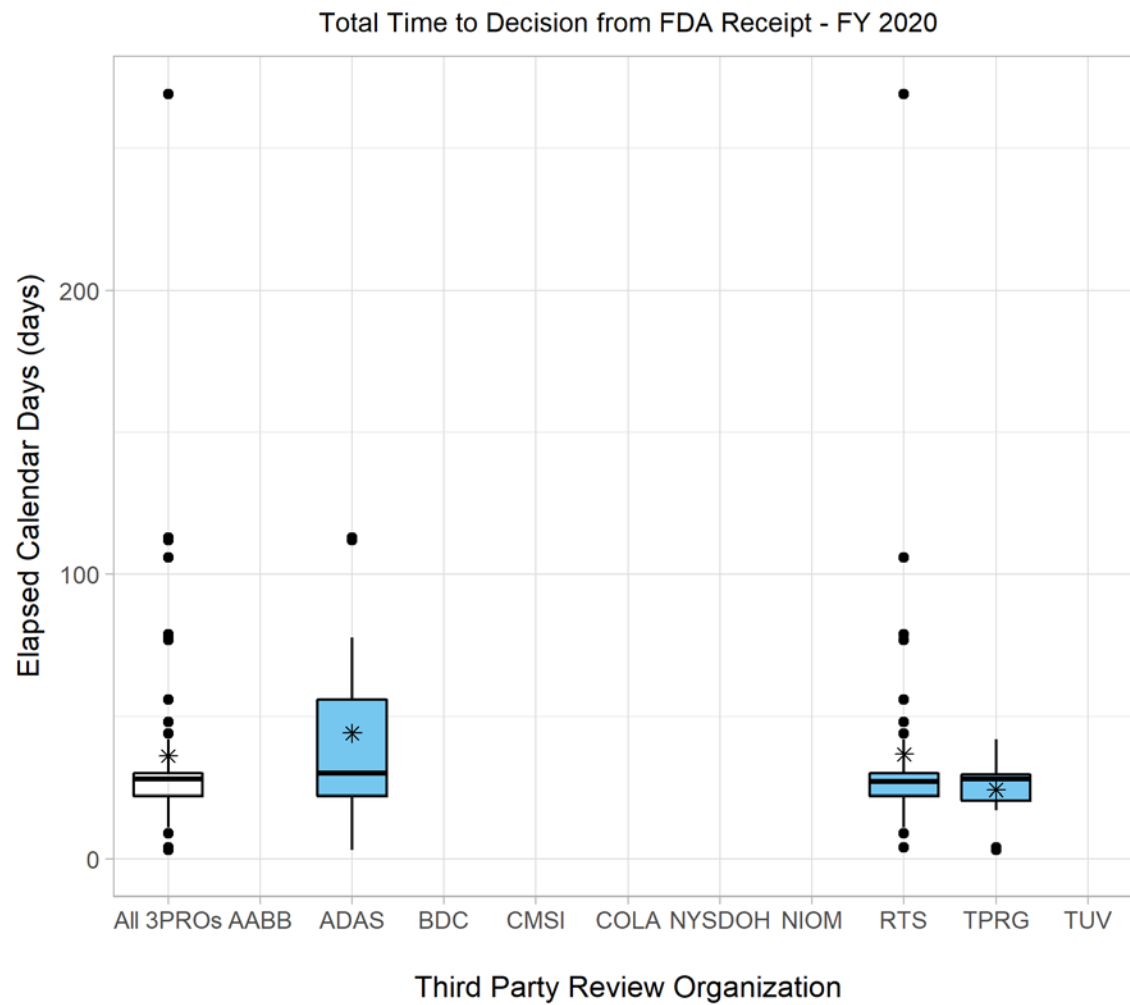


Figure 16

## Total Time to Decision from Third Party Receipt

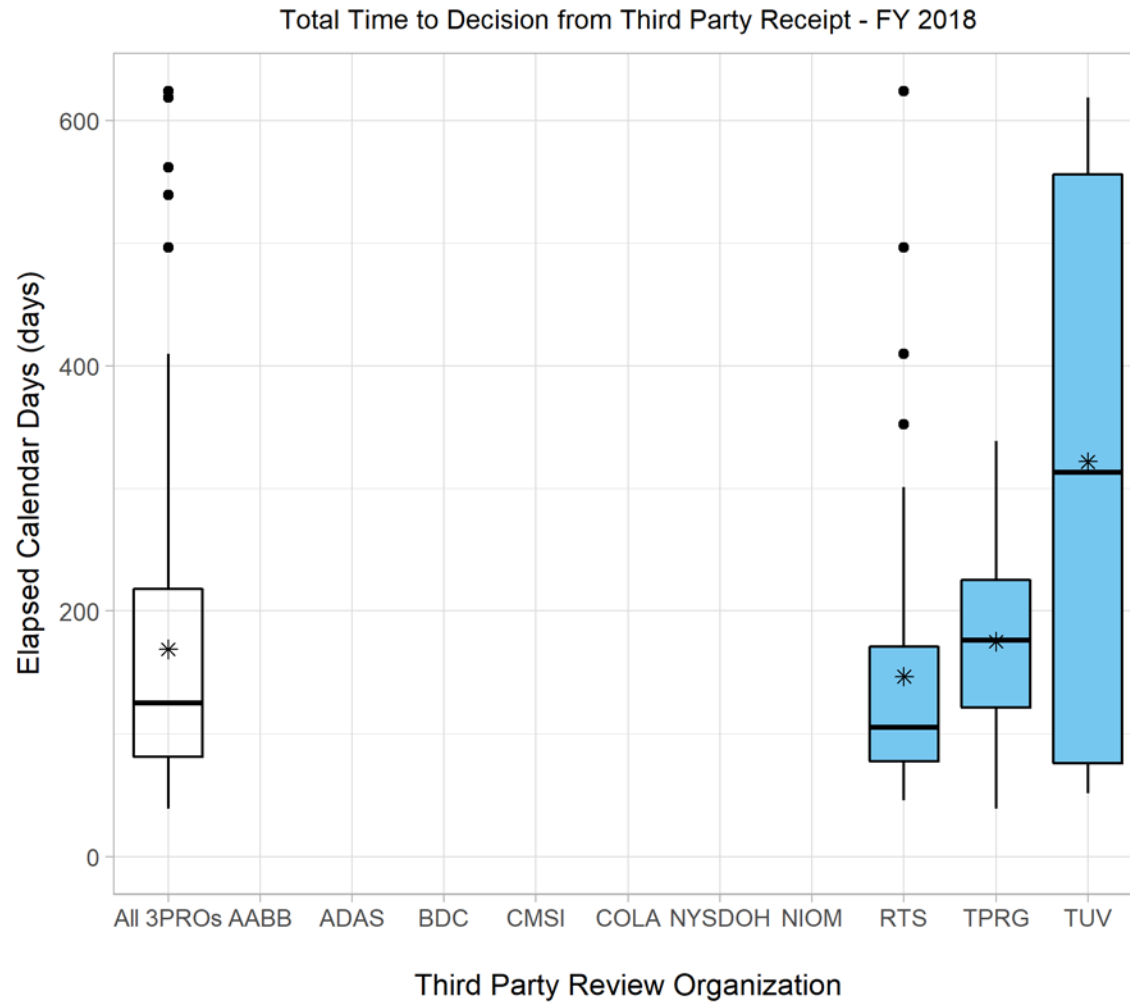


Figure 17

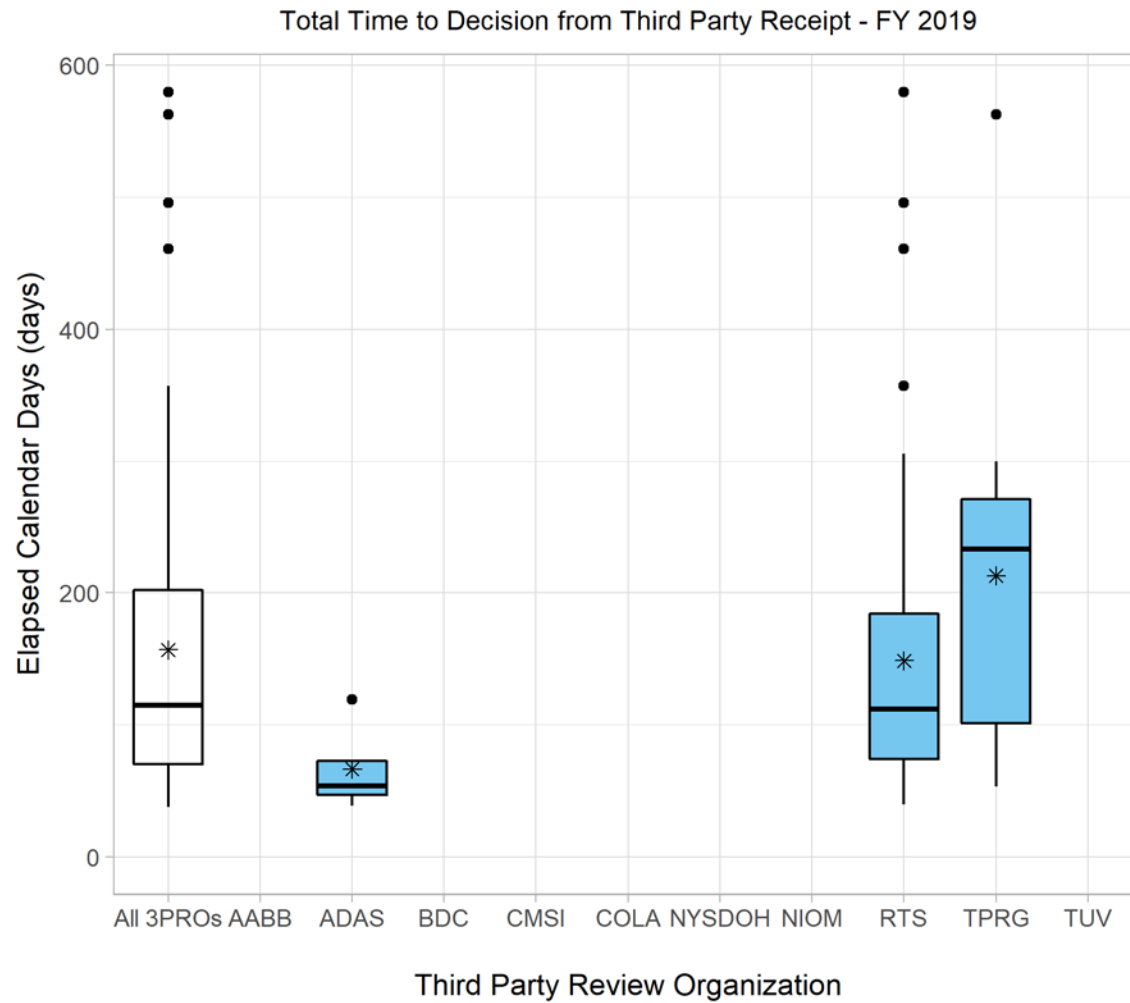


Figure 18

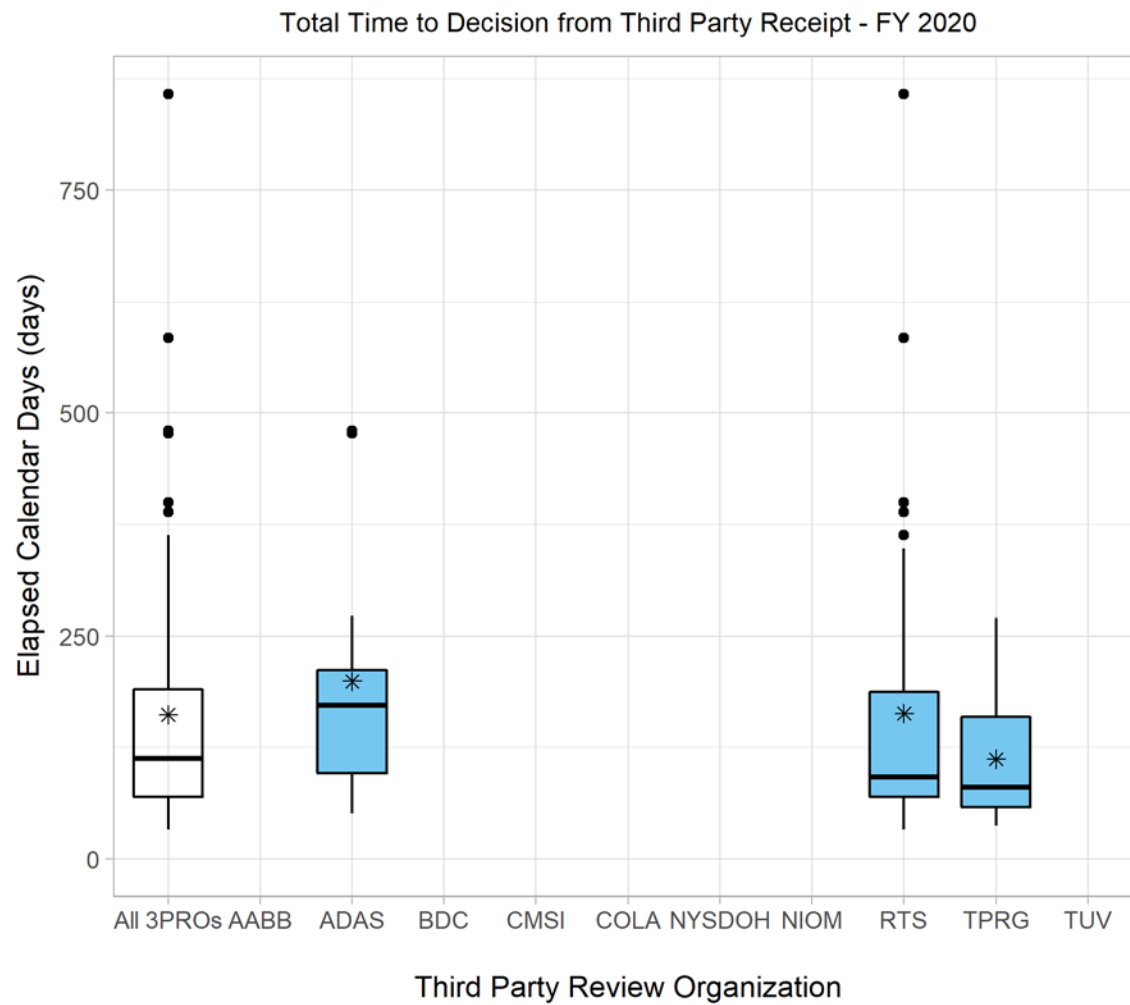


Figure 19



## All Third Party Review Organizations

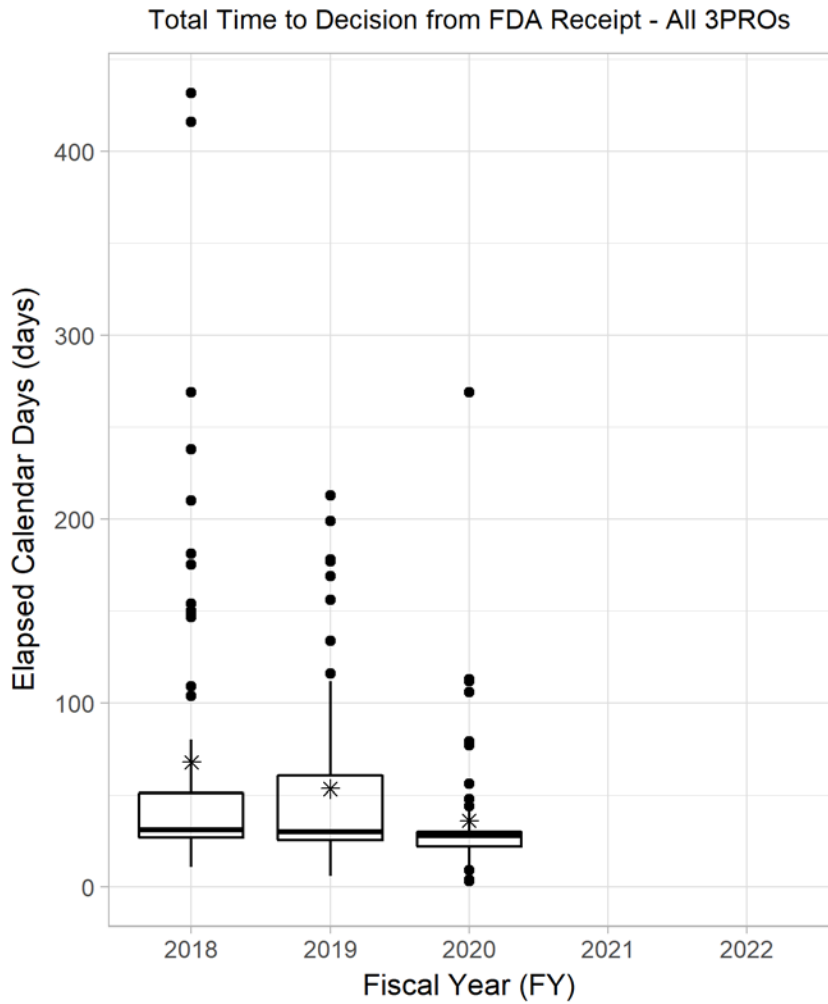


Figure 20

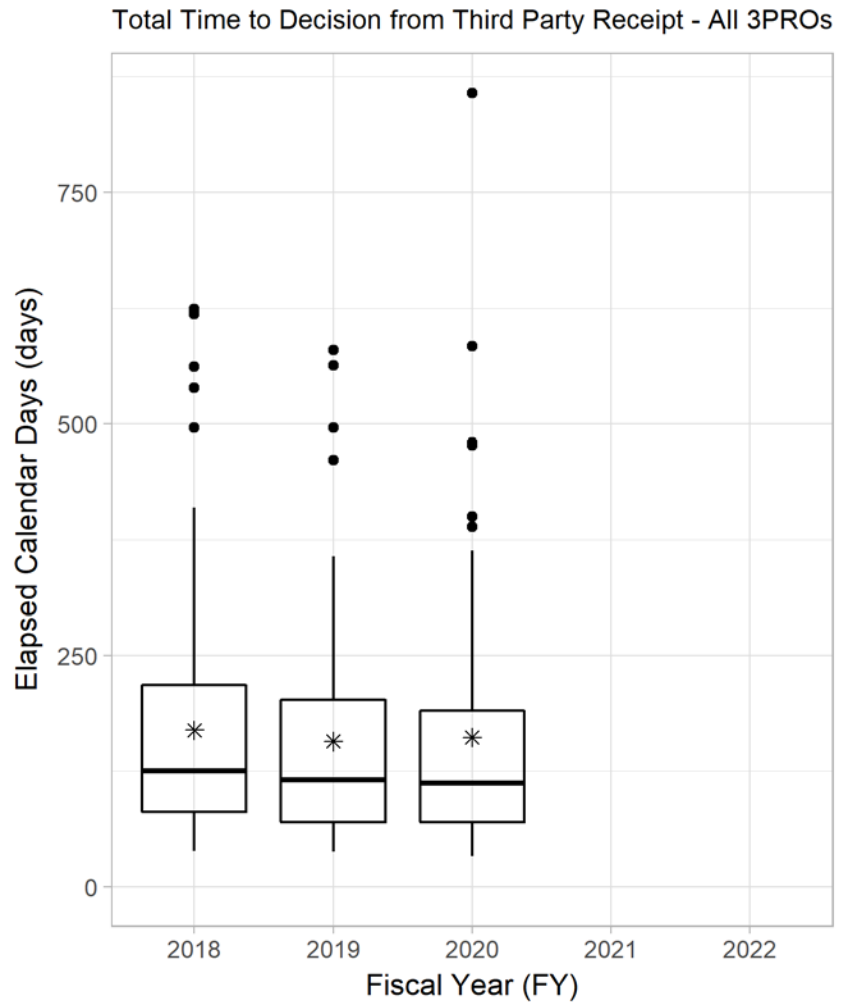


Figure 21

**Table 1.1:** Third Party 510(k) MDUFA IV Decision Performance Goals - All Third Party Review Organizations.

Performance Metric	FY2018	FY2019	FY2020	FY2021	FY2022
Total Third Party 510(k) Submissions Accepted	75	78	85		
Non-MDUFA IV Final Decisions: Withdrawn or Deleted (%)	5 (7%)	7 (9%)	3 (4%)		
MDUFA IV Final Decisions: SE or NSE (%)	70 (93%)	71 (91%)	65 (76%)		
Pending Final Decision for less than 30 FDA days (%)	0 (0%)	0 (0%)	13 (15%)		
Pending Final Decision for more than 30 FDA days (%)	0 (0%)	0 (0%)	4 (5%)		
Current Performance: Third Party Submissions that received MDUFA IV Final Decisions (SE or NSE) within 30 FDA Days (%)	83%	86%	96%		
<i>Average Holds</i>					
Third Party Submission with a Final Decision	75	78	68		
Total # Requests for Additional Information (Holds)	43	34	14		
Average # Requests for Additional Information per Submission	0.57	0.44	0.21		
<i>Third Party Recommendation and Final Decision Agreement</i>					
Third Party Submissions with a Final Decision	75	78	68		
Third Party SE Recommendations	75	78	68		
Third Party NSE Recommendations	0	0	0		
Third Party SE Recommendations with a Final Decision	75	78	68		
MDUFA IV Final Decision					
SE	69	69	63		
NSE	1	2	2		
Non-MDUFA IV Final Decision					
Withdrawn	3	5	3		
Deleted	2	2	0		
Third Party NSE Recommendations with a Final Decision	0	0	0		
MDUFA IV Final Decision					
SE	0	0	0		
NSE	0	0	0		
Non-MDUFA IV Final Decision					
Withdrawn	0	0	0		
Deleted	0	0	0		

**Table 1.2:** Third Party 510(k) MDUFA IV Decision Performance Goals - All Third Party Review Organizations.

Performance Metric	FY2018	FY2019	FY2020	FY2021	FY2022
Average Initial Third Party Review Time (Calendar Days)	102	104	126		
25th Percentile Initial Third Party Review Time	39	34	42		
50th Percentile Initial Third Party Review Time	70	64	70		
75th Percentile Initial Third Party Review Time	119	146	137		
Maximum Initial Third Party Review Time	594	565	817		
Average Third Party Hold Time (Calendar Days)	36	24	12		
25th Percentile Third Party Hold Time	0	0	0		
50th Percentile Third Party Hold Time	7	0	0		
75th Percentile Third Party Hold Time	23	31	0		
Maximum Third Party Hold Time	352	170	242		
Average Total Third Party Review Time (Calendar Days)	138	127	137		
25th Percentile Total Third Party Review Time	54	49	46		
50th Percentile Total Third Party Review Time	97	90	84		
75th Percentile Total Third Party Review Time	189	172	165		
Maximum Total Third Party Review Time	594	565	836		
Average Total FDA Review Time (Calendar Days)	32	31	25		
25th Percentile Total FDA Review Time	24	24	22		
50th Percentile Total FDA Review Time	28	28	27		
75th Percentile Total FDA Review Time	30	30	29		
Maximum Total FDA Review Time	98	108	56		
Average Total Time to Decision from FDA Receipt (Calendar Days)	68	54	37		
25th Percentile Total TTD from FDA Receipt	27	26	22		
50th Percentile Total TTD from FDA Receipt	31	30	28		
75th Percentile Total TTD from FDA Receipt	51	61	30		
Maximum Total TTD from FDA Receipt	432	213	269		
Average Total Time to Decision from Third Party Receipt (Calendar Days)	170	158	162		
25th Percentile Total TTD from Third Party Receipt	81	70	70		
50th Percentile Total TTD from Third Party Receipt	125	115	112		
75th Percentile Total TTD from Third Party Receipt	218	202	190		
Maximum Total TTD from Third Party Receipt	624	580	858		



Version 1 of FY2020, Q4

## **AABB (AABB)**

This Third Party Review Organization had fewer than 5 completed submissions for each Fiscal Year in the current reporting period.

## Accelerated Device Approval Services, LLC (ADAS)

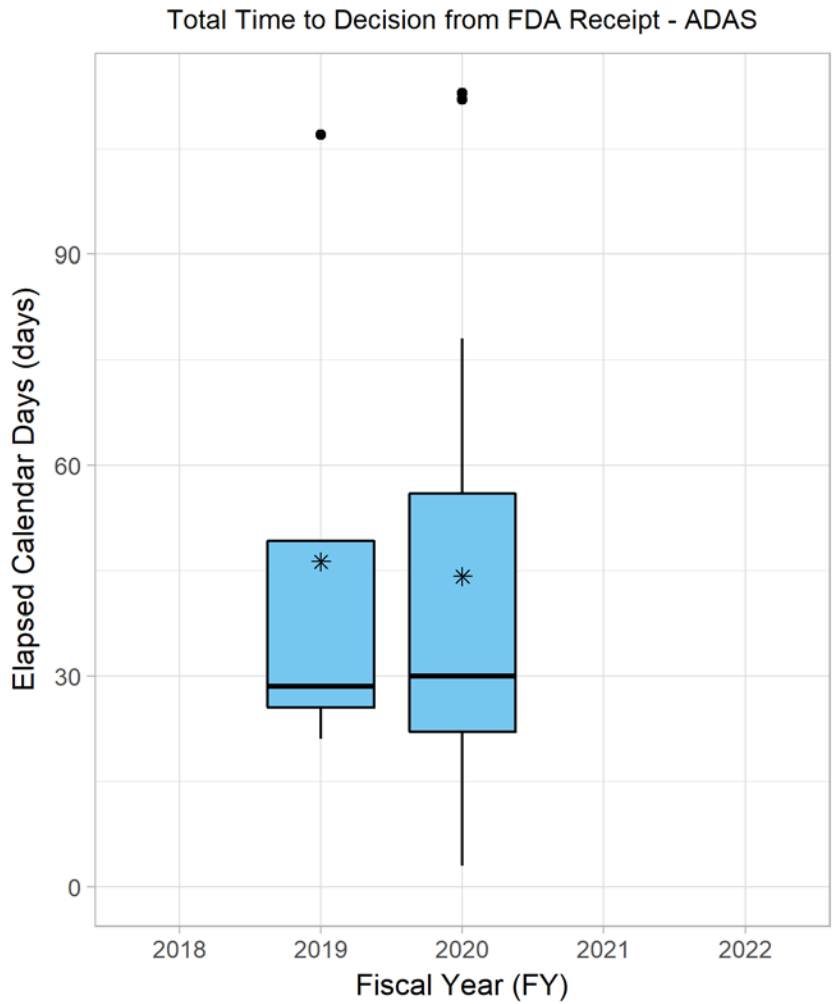


Figure 22

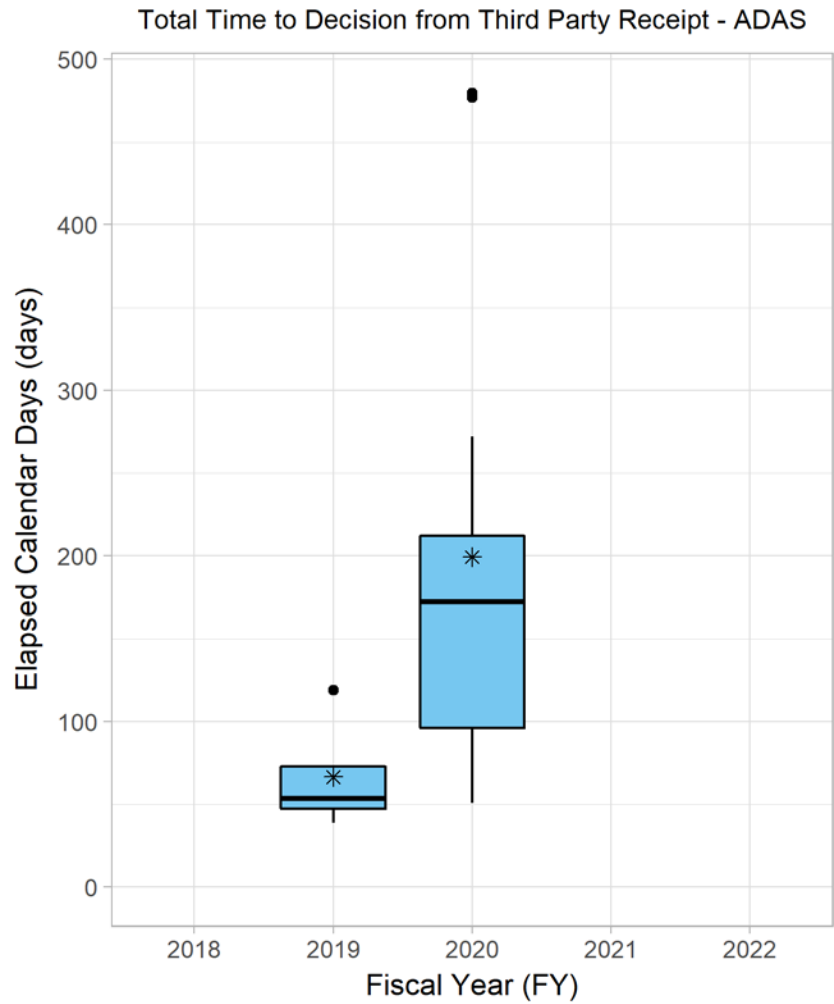


Figure 23

**Table 2.1:** Third Party 510(k) MDUFA IV Decision Performance Goals - Accelerated Device Approval Services, LLC (ADAS).

Performance Metric	FY2018	FY2019	FY2020	FY2021	FY2022
Total Third Party 510(k) Submissions Accepted		6	19		
Non-MDUFA IV Final Decisions: Withdrawn or Deleted (%)		2 (33%)	1 (5%)		
MDUFA IV Final Decisions: SE or NSE (%)		4 (67%)	13 (68%)		
Pending Final Decision for less than 30 FDA days (%)		0 (0%)	4 (21%)		
Pending Final Decision for more than 30 FDA days (%)		0 (0%)	1 (5%)		
Current Performance: Third Party Submissions that received MDUFA IV Final Decisions (SE or NSE) within 30 FDA Days (%)		100%	100%		
<i>Average Holds</i>					
Third Party Submission with a Final Decision		6	14		
Total # Requests for Additional Information (Holds)		2	5		
Average # Requests for Additional Information per Submission		0.33	0.36		
<i>Third Party Recommendation and Final Decision Agreement</i>					
Third Party Submissions with a Final Decision		6	14		
Third Party SE Recommendations		6	14		
Third Party NSE Recommendations		0	0		
Third Party SE Recommendations with a Final Decision		6	14		
MDUFA IV Final Decision					
SE		4	13		
NSE		0	0		
Non-MDUFA IV Final Decision					
Withdrawn		2	1		
Deleted		0	0		
Third Party NSE Recommendations with a Final Decision		0	0		
MDUFA IV Final Decision					
SE		0	0		
NSE		0	0		
Non-MDUFA IV Final Decision					
Withdrawn		0	0		
Deleted		0	0		

**Table 2.2:** Third Party 510(k) MDUFA IV Decision Performance Goals - Accelerated Device Approval Services, LLC (ADAS).

Performance Metric	FY2018	FY2019	FY2020	FY2021	FY2022
Average Initial Third Party Review Time (Calendar Days)		20	155		
25th Percentile Initial Third Party Review Time		15	63		
50th Percentile Initial Third Party Review Time		19	94		
75th Percentile Initial Third Party Review Time		25	170		
Maximum Initial Third Party Review Time		30	462		
Average Third Party Hold Time (Calendar Days)		20	20		
25th Percentile Third Party Hold Time		0	0		
50th Percentile Third Party Hold Time		0	0		
75th Percentile Third Party Hold Time		39	26		
Maximum Third Party Hold Time		78	88		
Average Total Third Party Review Time (Calendar Days)		40	174		
25th Percentile Total Third Party Review Time		19	79		
50th Percentile Total Third Party Review Time		25	143		
75th Percentile Total Third Party Review Time		60	183		
Maximum Total Third Party Review Time		90	462		
Average Total FDA Review Time (Calendar Days)		27	25		
25th Percentile Total FDA Review Time		24	22		
50th Percentile Total FDA Review Time		28	29		
75th Percentile Total FDA Review Time		30	30		
Maximum Total FDA Review Time		30	30		
Average Total Time to Decision from FDA Receipt (Calendar Days)		47	45		
25th Percentile Total TTD from FDA Receipt		24	22		
50th Percentile Total TTD from FDA Receipt		29	30		
75th Percentile Total TTD from FDA Receipt		69	56		
Maximum Total TTD from FDA Receipt		107	113		
Average Total Time to Decision from Third Party Receipt (Calendar Days)		67	200		
25th Percentile Total TTD from Third Party Receipt		45	96		
50th Percentile Total TTD from Third Party Receipt		54	172		
75th Percentile Total TTD from Third Party Receipt		88	212		
Maximum Total TTD from Third Party Receipt		119	480		



Version 1 of FY2020, Q4

## **Biomarkers and Diagnostics Consulting, LLC (BDC)**

This Third Party Review Organization had fewer than 5 completed submissions for each Fiscal Year in the current reporting period.





Version 1 of FY2020, Q4

## **Center for Measurement Standards of Industrial (CMSI)**

This Third Party Review Organization had fewer than 5 completed submissions for each Fiscal Year in the current reporting period.



Version 1 of FY2020, Q4

## **COLA, Inc. (COLA)**

This Third Party Review Organization had fewer than 5 completed submissions for each Fiscal Year in the current reporting period.



Version 1 of FY2020, Q4

## **New York State Department of Health (NYSDOH)**

This Third Party Review Organization had fewer than 5 completed submissions for each Fiscal Year in the current reporting period.



Version 1 of FY2020, Q4

## **Nordic Institute of Dental Materials (NIOM)**

This Third Party Review Organization had fewer than 5 completed submissions for each Fiscal Year in the current reporting period.

## Regulatory Technology Services, LLC (RTS)

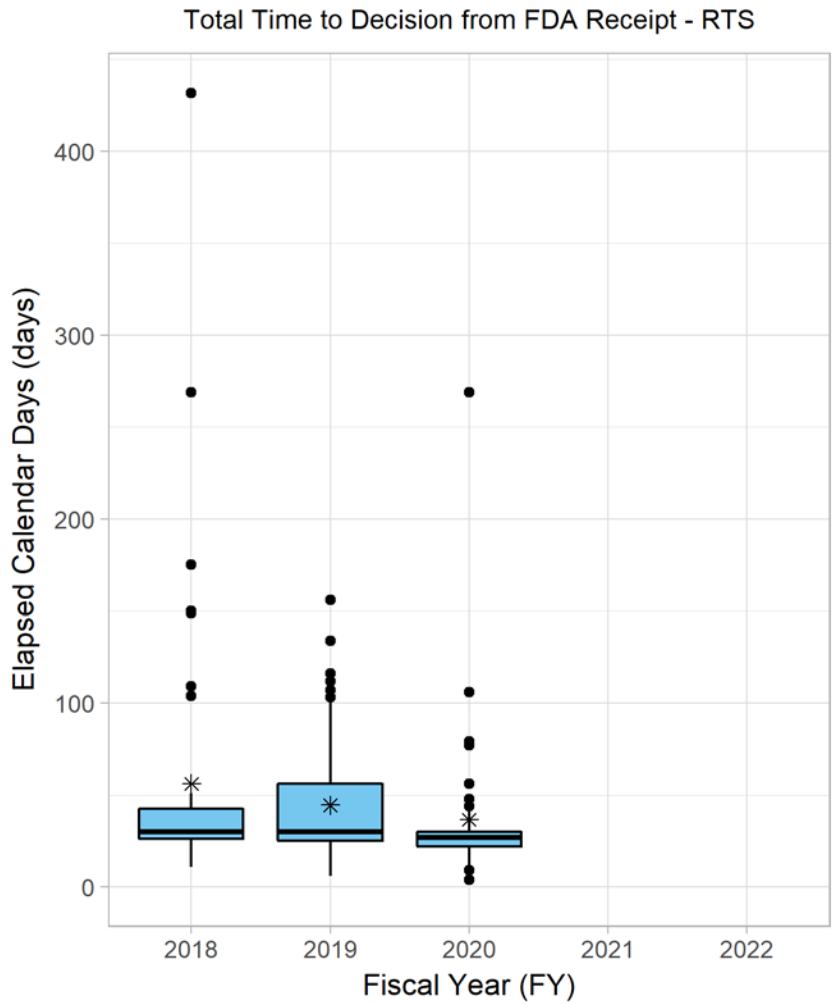


Figure 24

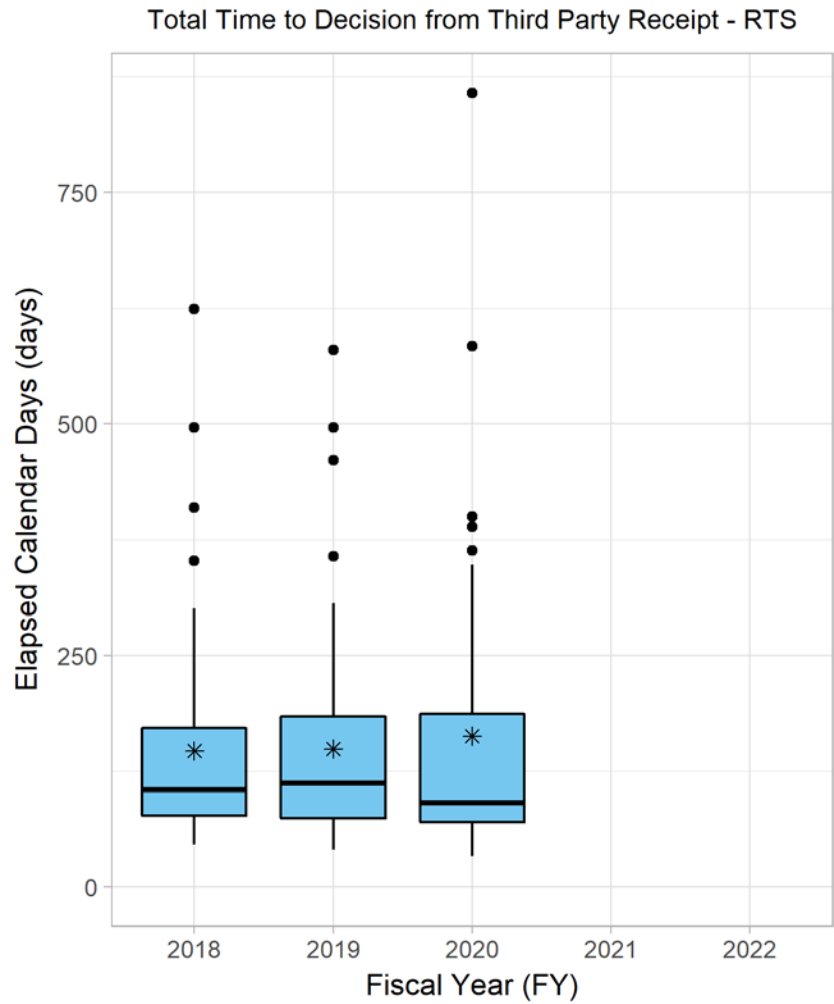


Figure 25

**Table 3.1:** Third Party 510(k) MDUFA IV Decision Performance Goals - Regulatory Technology Services, LLC (RTS).

Performance Metric	FY2018	FY2019	FY2020	FY2021	FY2022
Total Third Party 510(k) Submissions Accepted	49	56	49		
Non-MDUFA IV Final Decisions: Withdrawn or Deleted (%)	3 (6%)	3 (5%)	2 (4%)		
MDUFA IV Final Decisions: SE or NSE (%)	46 (94%)	53 (95%)	41 (84%)		
Pending Final Decision for less than 30 FDA days (%)	0 (0%)	0 (0%)	4 (8%)		
Pending Final Decision for more than 30 FDA days (%)	0 (0%)	0 (0%)	2 (4%)		
Current Performance: Third Party Submissions that received MDUFA IV Final Decisions (SE or NSE) within 30 FDA Days (%)	85%	89%	93%		
<i>Average Holds</i>					
Third Party Submission with a Final Decision	49	56	43		
Total # Requests for Additional Information (Holds)	27	23	7		
Average # Requests for Additional Information per Submission	0.55	0.41	0.16		
<i>Third Party Recommendation and Final Decision Agreement</i>					
Third Party Submissions with a Final Decision	49	56	43		
Third Party SE Recommendations	49	56	43		
Third Party NSE Recommendations	0	0	0		
Third Party SE Recommendations with a Final Decision	49	56	43		
MDUFA IV Final Decision					
SE	46	52	40		
NSE	0	1	1		
Non-MDUFA IV Final Decision					
Withdrawn	3	2	2		
Deleted	0	1	0		
Third Party NSE Recommendations with a Final Decision	0	0	0		
MDUFA IV Final Decision					
SE	0	0	0		
NSE	0	0	0		
Non-MDUFA IV Final Decision					
Withdrawn	0	0	0		
Deleted	0	0	0		

**Table 3.2:** Third Party 510(k) MDUFA IV Decision Performance Goals - Regulatory Technology Services, LLC (RTS).

Performance Metric	FY2018	FY2019	FY2020	FY2021	FY2022
Average Initial Third Party Review Time (Calendar Days)	91	105	127		
25th Percentile Initial Third Party Review Time	38	35	42		
50th Percentile Initial Third Party Review Time	59	64	61		
75th Percentile Initial Third Party Review Time	102	148	133		
Maximum Initial Third Party Review Time	594	565	817		
Average Third Party Hold Time (Calendar Days)	25	15	12		
25th Percentile Third Party Hold Time	0	0	0		
50th Percentile Third Party Hold Time	3	0	0		
75th Percentile Third Party Hold Time	16	23	0		
Maximum Third Party Hold Time	352	78	242		
Average Total Third Party Review Time (Calendar Days)	116	120	138		
25th Percentile Total Third Party Review Time	52	49	45		
50th Percentile Total Third Party Review Time	76	89	63		
75th Percentile Total Third Party Review Time	140	155	160		
Maximum Total Third Party Review Time	594	565	836		
Average Total FDA Review Time (Calendar Days)	32	30	26		
25th Percentile Total FDA Review Time	24	24	22		
50th Percentile Total FDA Review Time	28	28	26		
75th Percentile Total FDA Review Time	30	30	28		
Maximum Total FDA Review Time	98	108	56		
Average Total Time to Decision from FDA Receipt (Calendar Days)	56	45	37		
25th Percentile Total TTD from FDA Receipt	26	25	22		
50th Percentile Total TTD from FDA Receipt	30	30	27		
75th Percentile Total TTD from FDA Receipt	43	56	30		
Maximum Total TTD from FDA Receipt	432	156	269		
Average Total Time to Decision from Third Party Receipt (Calendar Days)	147	149	163		
25th Percentile Total TTD from Third Party Receipt	77	74	70		
50th Percentile Total TTD from Third Party Receipt	105	112	91		
75th Percentile Total TTD from Third Party Receipt	172	184	187		
Maximum Total TTD from Third Party Receipt	624	580	858		

## Third Party Review Group, LLC (TPRG)

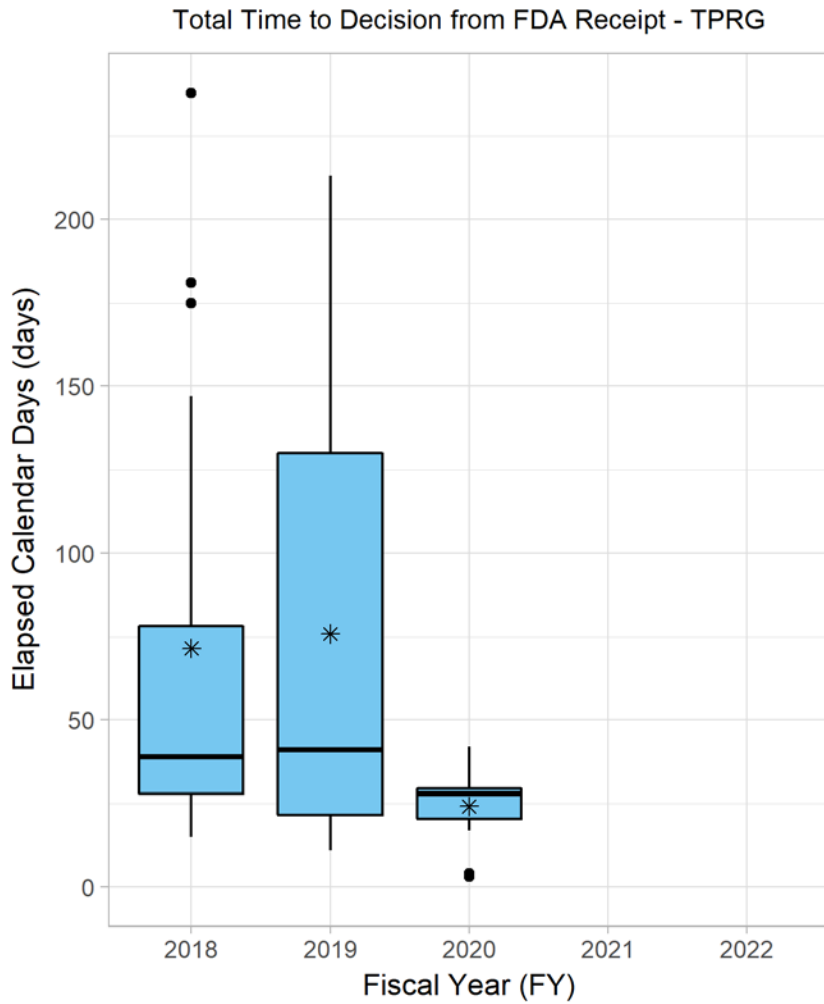


Figure 26

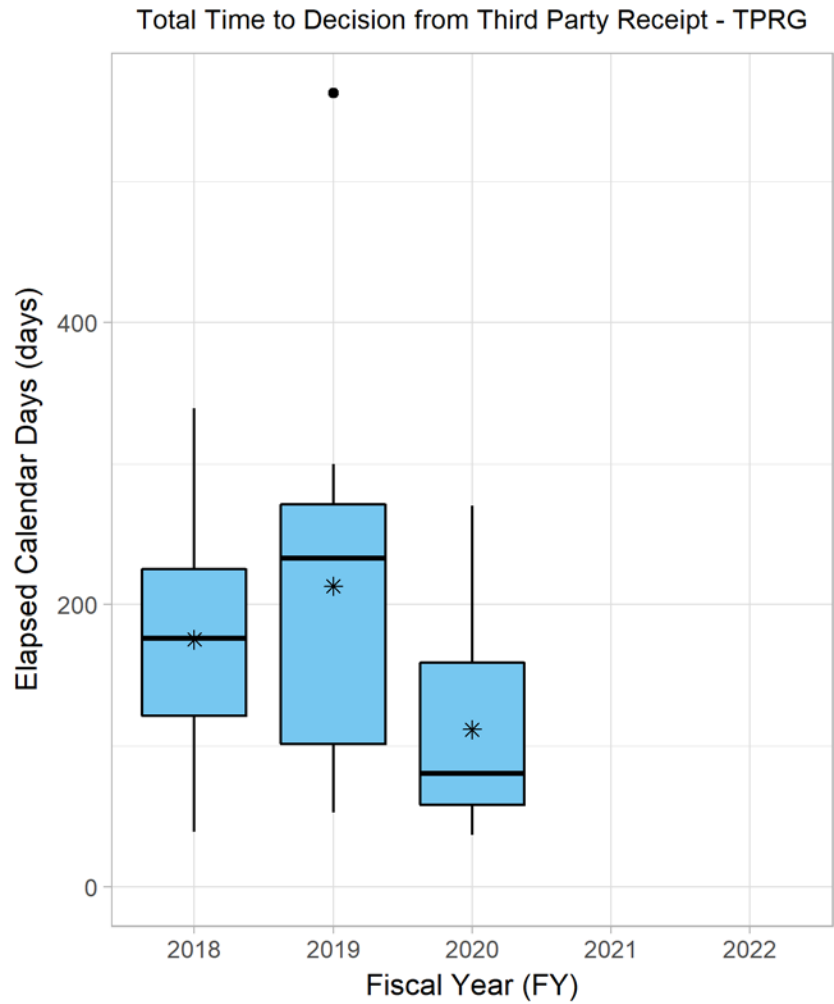


Figure 27



**Table 4.1:** Third Party 510(k) MDUFA IV Decision Performance Goals - Third Party Review Group, LLC (TPRG).

Performance Metric	FY2018	FY2019	FY2020	FY2021	FY2022
Total Third Party 510(k) Submissions Accepted	19	13	16		
Non-MDUFA IV Final Decisions: Withdrawn or Deleted (%)	1 (5%)	2 (15%)	0 (0%)		
MDUFA IV Final Decisions: SE or NSE (%)	18 (95%)	11 (85%)	11 (69%)		
Pending Final Decision for less than 30 FDA days (%)	0 (0%)	0 (0%)	4 (25%)		
Pending Final Decision for more than 30 FDA days (%)	0 (0%)	0 (0%)	1 (6%)		
Current Performance: Third Party Submissions that received MDUFA IV Final Decisions (SE or NSE) within 30 FDA Days (%)	89%	64%	100%		
<i>Average Holds</i>					
Third Party Submission with a Final Decision	19	13	11		
Total # Requests for Additional Information (Holds)	11	7	2		
Average # Requests for Additional Information per Submission	0.58	0.54	0.18		
<i>Third Party Recommendation and Final Decision Agreement</i>					
Third Party Submissions with a Final Decision	19	13	11		
Third Party SE Recommendations	19	13	11		
Third Party NSE Recommendations	0	0	0		
Third Party SE Recommendations with a Final Decision	19	13	11		
MDUFA IV Final Decision					
SE	18	10	10		
NSE	0	1	1		
Non-MDUFA IV Final Decision					
Withdrawn	0	1	0		
Deleted	1	1	0		
Third Party NSE Recommendations with a Final Decision	0	0	0		
MDUFA IV Final Decision					
SE	0	0	0		
NSE	0	0	0		
Non-MDUFA IV Final Decision					
Withdrawn	0	0	0		
Deleted	0	0	0		

**Table 4.2:** Third Party 510(k) MDUFA IV Decision Performance Goals - Third Party Review Group, LLC (TPRG).

Performance Metric	FY2018	FY2019	FY2020	FY2021	FY2022
Average Initial Third Party Review Time (Calendar Days)	104	137	87		
25th Percentile Initial Third Party Review Time	76	58	35		
50th Percentile Initial Third Party Review Time	100	77	50		
75th Percentile Initial Third Party Review Time	126	215	130		
Maximum Initial Third Party Review Time	219	386	246		
Average Third Party Hold Time (Calendar Days)	44	41	2		
25th Percentile Third Party Hold Time	0	0	0		
50th Percentile Third Party Hold Time	10	10	0		
75th Percentile Third Party Hold Time	54	61	0		
Maximum Third Party Hold Time	184	161	13		
Average Total Third Party Review Time (Calendar Days)	147	178	89		
25th Percentile Total Third Party Review Time	99	72	37		
50th Percentile Total Third Party Review Time	148	203	51		
75th Percentile Total Third Party Review Time	198	237	130		
Maximum Total Third Party Review Time	285	473	246		
Average Total FDA Review Time (Calendar Days)	29	35	23		
25th Percentile Total FDA Review Time	24	19	21		
50th Percentile Total FDA Review Time	28	29	28		
75th Percentile Total FDA Review Time	30	46	29		
Maximum Total FDA Review Time	54	90	30		
Average Total Time to Decision from FDA Receipt (Calendar Days)	72	76	25		
25th Percentile Total TTD from FDA Receipt	28	22	21		
50th Percentile Total TTD from FDA Receipt	39	41	28		
75th Percentile Total TTD from FDA Receipt	80	130	30		
Maximum Total TTD from FDA Receipt	238	213	42		
Average Total Time to Decision from Third Party Receipt (Calendar Days)	176	213	112		
25th Percentile Total TTD from Third Party Receipt	119	101	59		
50th Percentile Total TTD from Third Party Receipt	177	233	80		
75th Percentile Total TTD from Third Party Receipt	227	271	159		
Maximum Total TTD from Third Party Receipt	339	563	270		

## TUV SUD America Inc. (TUV)

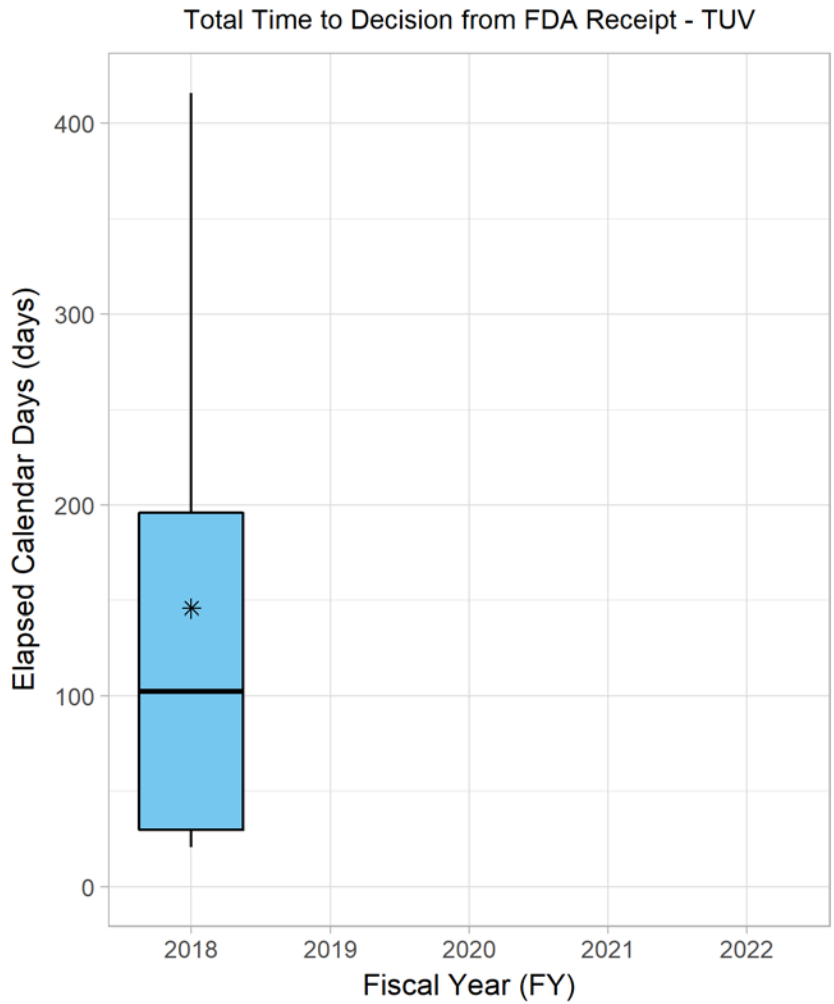


Figure 28

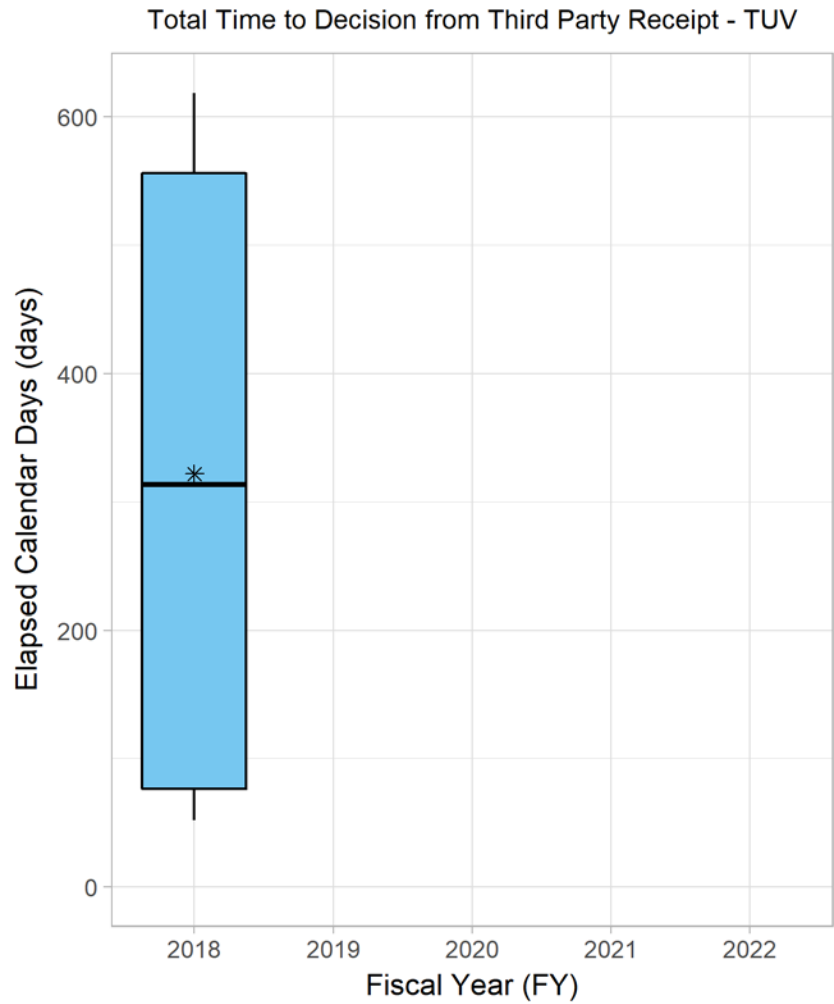


Figure 29

**Table 5.1:** Third Party 510(k) MDUFA IV Decision Performance Goals - TUV SUD America Inc. (TUV).

Performance Metric	FY2018	FY2019	FY2020	FY2021	FY2022
Total Third Party 510(k) Submissions Accepted	7				
Non-MDUFA IV Final Decisions: Withdrawn or Deleted (%)	1 (14%)				
MDUFA IV Final Decisions: SE or NSE (%)	6 (86%)				
Pending Final Decision for less than 30 FDA days (%)	0 (0%)				
Pending Final Decision for more than 30 FDA days (%)	0 (0%)				
Current Performance: Third Party Submissions that received MDUFA IV Final Decisions (SE or NSE) within 30 FDA Days (%)	50%				
<i>Average Holds</i>					
Third Party Submission with a Final Decision	7				
Total # Requests for Additional Information (Holds)	5				
Average # Requests for Additional Information per Submission	0.71				
<i>Third Party Recommendation and Final Decision Agreement</i>					
Third Party Submissions with a Final Decision	7				
Third Party SE Recommendations	7				
Third Party NSE Recommendations	0				
Third Party SE Recommendations with a Final Decision	7				
MDUFA IV Final Decision					
SE	5				
NSE	1				
Non-MDUFA IV Final Decision					
Withdrawn	0				
Deleted	1				
Third Party NSE Recommendations with a Final Decision	0				
MDUFA IV Final Decision					
SE	0				
NSE	0				
Non-MDUFA IV Final Decision					
Withdrawn	0				
Deleted	0				

**Table 5.2:** Third Party 510(k) MDUFA IV Decision Performance Goals - TUV SUD America Inc. (TUV).

Performance Metric	FY2018	FY2019	FY2020	FY2021	FY2022
Average Initial Third Party Review Time (Calendar Days)	177				
25th Percentile Initial Third Party Review Time	31				
50th Percentile Initial Third Party Review Time	106				
75th Percentile Initial Third Party Review Time	385				
Maximum Initial Third Party Review Time	409				
Average Third Party Hold Time (Calendar Days)	101				
25th Percentile Third Party Hold Time	0				
50th Percentile Third Party Hold Time	69				
75th Percentile Third Party Hold Time	122				
Maximum Third Party Hold Time	341				
Average Total Third Party Review Time (Calendar Days)	277				
25th Percentile Total Third Party Review Time	42				
50th Percentile Total Third Party Review Time	276				
75th Percentile Total Third Party Review Time	502				
Maximum Total Third Party Review Time	531				
Average Total FDA Review Time (Calendar Days)	46				
25th Percentile Total FDA Review Time	23				
50th Percentile Total FDA Review Time	34				
75th Percentile Total FDA Review Time	75				
Maximum Total FDA Review Time	88				
Average Total Time to Decision from FDA Receipt (Calendar Days)	146				
25th Percentile Total TTD from FDA Receipt	23				
50th Percentile Total TTD from FDA Receipt	103				
75th Percentile Total TTD from FDA Receipt	210				
Maximum Total TTD from FDA Receipt	416				
Average Total Time to Decision from Third Party Receipt (Calendar Days)	322				
25th Percentile Total TTD from Third Party Receipt	72				
50th Percentile Total TTD from Third Party Receipt	314				
75th Percentile Total TTD from Third Party Receipt	562				
Maximum Total TTD from Third Party Receipt	619				

## Change Log

Date	Description
2018-January	Initial Report
2018-October	Added new 3PRO - ADAS
2018-October	Added boxplot legend
2019-January	Added new 3PRO - BDC
2019-January	Updated timeline graphic
2019-January	Added reporting by Fiscal Year and plots for individual 3PROs
2019-February-14	Process change for new second hold policy requiring concurrence from the 510(k) Third Party FDA staff. This change may affect Average Holds and the rate of NSE decisions.
2019-April	Added cumulative submission count graph
2019-April	Clarified definitions to state reporting is for MDUFA decisions (SE or NSE)
2020-July	Added new 3PRO - COLA