

# 3

## Checklist

If you cannot check all of the boxes below, the sample cannot be processed.

Before sending the sample to the lab

- I registered the kit.  
*If you have not registered the kit, go back to section 1.*
- I collected a sample from both nostrils.
- The nasal swab only touched the inside of the nostrils.
- I did not spill the fluid in the collection tube.

⚠ If you miss any testing steps, results may be inaccurate or result in an error. If you have missed steps please discard kit components and clean your area. Get a new kit at your earliest convenience by visiting [AmazonDx.com/FAQs](https://www.amazon.com/FAQs).

Next: Pack and ship your sample >

# 4

## Send sample to lab

⚠ For individuals under 18 years old, an adult should assist with packaging and UPS drop off.



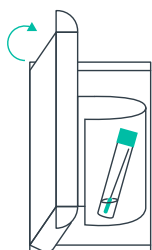
Put tube inside the plastic bag

Put the capped collection tube inside the plastic bag with the absorbent pad.

Release excess air from the bag and seal it shut.

Clean the sample collection surface area with a disinfectant.

⚠ Do not remove the absorbent pad from the plastic bag.



Prepare the box for return shipping

The return box must be used to ship your sample to the lab.

Check your box to make sure corners are not damaged and sides have no tears or holes.



Put your sealed plastic bag with your collection tube in the box. Close box and seal with tape.

⚠ Discard the outer box that you received your kit in.

# REVOKED

Drop off the box with your sample at a **UPS** location on the same day

Collect and drop off Monday - Friday due to UPS shipping schedules.

Before registering your kit and collecting your sample, confirm the last air drop off time at

<http://www.ups.com/dropoff>

Eligible location types include The UPS Store®, UPS Drop Box or UPS Customer Center. UPS Access Point locations do not guarantee next day delivery.

⚠ Expired samples cannot be processed. If your sample is expired you will receive a notification of error.

## Questions?

For frequently asked questions and support:  
**AmazonDx.com/FAQs**

For In Vitro Diagnostic Use Only  
For Use Under Emergency Use Authorization Only

For Use by Individuals 18 years and older (self-collected)  
For Use by Individuals 14 years and older (self-collected under adult supervision)  
For Use by Individuals 2 years and older (collected with adult assistance)

STS Lab Holdco LLC (a subsidiary of Amazon.com Services LLC) offers this product with an FDA Emergency Use Authorization (EUA). This means that this product has not been FDA cleared or approved, but has been authorized for emergency use by FDA under an EUA for use by authorized laboratories.

This product has been authorized only for the detection of nucleic acid from SARS-CoV-2, not for any other viruses or pathogens. The emergency use of this product is only authorized for the duration of the declaration that circumstances exist justifying the authorization of emergency use of in vitro diagnostics for detection and/or diagnosis of COVID-19 under Section 564(b)(1) of the Federal Food, Drug, and Cosmetic Act, 21 U.S.C. § 360bbb-3(b)(1), unless the declaration is terminated or authorization is revoked sooner.

410 Terry Ave N, Seattle, WA 98109, USA

## COVID-19 Test

## Collection Kit DTC

## Instructions For Use

## Before you start

Carefully read all instructions before you begin.

**This kit can be used for individuals 2 years and older.**

For 18 years and older, self-collect sample.

For 14 years and older, self-collect sample under adult supervision.

For 2 years and older, collect sample with adult assistance.

**Sample collection takes less than 10 minutes.**

**The return box must be used to ship sample to the lab.** Check box for pre-applied shipping label. Make sure corners are not damaged and sides have no tears or holes. If damaged, discard and get a new kit by visiting [AmazonDx.com/FAQs](https://www.amazon.com/FAQs)

**Drop off the sample at an eligible UPS location on the same day as collection.** Please collect and drop off Monday - Friday due to UPS shipping schedules. Before registering your kit, confirm the last air drop off time at <http://www.ups.com/dropoff>

Expired samples cannot be processed.

### Components:



(above left to right) Instructions for use, Nasal swab, Collection tube with saline, Biohazard plastic bag with absorbent pad, Return box with shipping label, Tape

Fact sheet for individuals (not pictured)

# 1

## Register your kit

▶ Watch the overview video during the kit registration process. Rewatch the video at: [AmazonDx.com/FAQs](https://www.amazon.com/FAQs)



Visit AmazonDx.com

Using your personal device, visit AmazonDx.com or view the QR code with your camera app.

Sign in or create an account.



### Enter the collection tube ID

Confirm the test taker's personal information online. Then enter the collection tube ID, found on the side of the collection tube.



### Press "Register kit"

Collect the sample immediately after registering.

⚠ The kit must be registered to get results.

# 2

## Collect your sample

**We recommend testing while seated.**

**If you are collecting the sample for a child, explain the process step-by-step in advance so they know what to expect.**

**Do not touch the soft tip of the swab.**

**Do not touch or drink the fluid in the collection tube.**

**If the fluid touches eyes or skin, rinse with water.**

**If you spill the fluid or the swab touches any surface other than inside the test taker's nostrils, discard the kit components. Clean the area with your routine household surface disinfectant, and get a new kit by visiting [AmazonDx.com/FAQs](https://www.amazon.com/FAQs)**

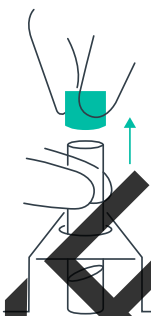


### Wash and dry hands

Wash your hands with soap and warm water for 20 seconds.

Use hand sanitizer if there is no sink.

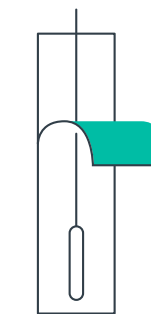
Clean the surface of the area where the sample will be collected.



### Remove the lid from the collection tube

Put the tube lid on a clean surface nearby, with the lid top facing down.

Put the collection tube in the tube holder provided in the box to avoid spilling fluid.



### Open the swab pouch

Peel back the tab on the handle end to remove the nasal swab from the pouch.

Hold by the handle, do not touch the soft tip.

Discard the swab pouch.

⚠ Do not touch the soft tip of the swab to any surface other than inside the test taker's nostrils.

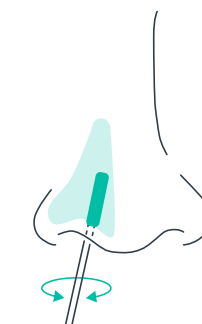


Image depicts approximate depth of swab for individuals 14 years or older.

### Swab first nostril

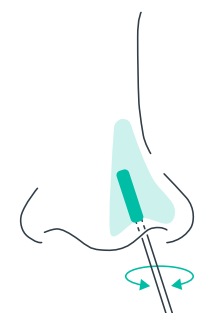
For individuals 14 years or older, insert the soft tip of the swab 1/2 - 3/4 inch inside the nostril.

For children 2-13 years old, insert the swab no more than 1/2 inch.

Rub the swab in a slow circular motion against the inside walls of the nostril at least 4 times.

This should take about 15 seconds.

⚠ If collecting a sample from a child, be careful not to insert the swab too far into the child's nostril. If you feel resistance, stop.



### Repeat in other nostril

In the other nostril using the same swab, rub the swab slowly at least 4 times taking about 15 seconds.



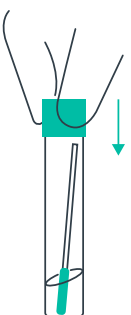
### Put swab in collection tube soft tip down

Put the swab in the tube so the soft tip reaches the bottom.

To break off the swab handle, hold the tube firmly. Bend the swab handle at the indicator line back and forth against the collection tube until it breaks.

Discard the handle.

⚠ Do not spill the fluid in the collection tube! If you spill the fluid, clean the area and discard your kit components.



### Recap the collection tube

Make sure the lid is on tight, so no fluid can spill out. If the collection tube leaks your sample cannot be processed.

Wash your hands or use hand sanitizer if there is no sink.

CONTINUE TO NEXT SIDE →

# Amazon COVID-19 Test Collection Kit DTC

### How it works

Purchase your kit. Register the kit at AmazonDx.com by entering your personal information and collection tube ID. Follow the instructions found in your kit to collect your anterior nasal sample and ship it to the lab via UPS. Once your test is processed you will receive an email and text message with a link to your results.

As needed, follow up with your healthcare provider.

For frequently asked questions and support:

**AmazonDx.com/FAQs**

### Components

Instructions for use, Nasal swab, Collection tube with saline, Biohazard plastic bag with absorbent pad, Return box with shipping label, Tape, Fact sheet for individuals.

Shipping to lab included.

Requires access to a computer or smartphone with internet, email and text message to register kit and receive results online, and disinfectant to clean your test area. Disinfectant and device not included.

For Use by Individuals 18 years and older (self-collected).

For Use by Individuals 14 years and older (self-collected under adult supervision).

For Use by Individuals 2 years and older (collected with adult assistance).

### **[IVD]** in vitro diagnostic medical device.

For Use Under Emergency Use Authorization Only.

STS Lab Holdco LLC (a subsidiary of Amazon.com Services LLC) offers this product with an FDA Emergency Use Authorization (EUA). This means that this product has not been FDA cleared or approved, but has been authorized for emergency use by FDA under an EUA for use by authorized laboratories.

This product has been authorized only for the detection of nucleic acid from SARS-CoV-2, not for any other viruses or pathogens. The emergency use of this product is only authorized for the duration of the declaration that circumstances exist justifying the authorization of emergency use of in vitro diagnostics for detection and/or diagnosis of COVID-19 under Section 564(b)(1) of the Federal Food, Drug, and Cosmetic Act, 21 U.S.C. § 360bbb-3(b)(1), unless the declaration is terminated or authorization is revoked sooner.

410 Terry Ave N, Seattle, WA 98109, USA

AA-0010 | L00000



**STORE KIT AT ROOM TEMPERATURE (4-30°C)**

**KEEP OUT OF REACH OF CHILDREN**

Amazon COVID-19 Test Collection Kit DTC

# COVID-19 Test Collection Kit DTC

FDA Authorized



Register kit



Collect sample & drop off at UPS



View results online

APPLY UPC CODE HERE

