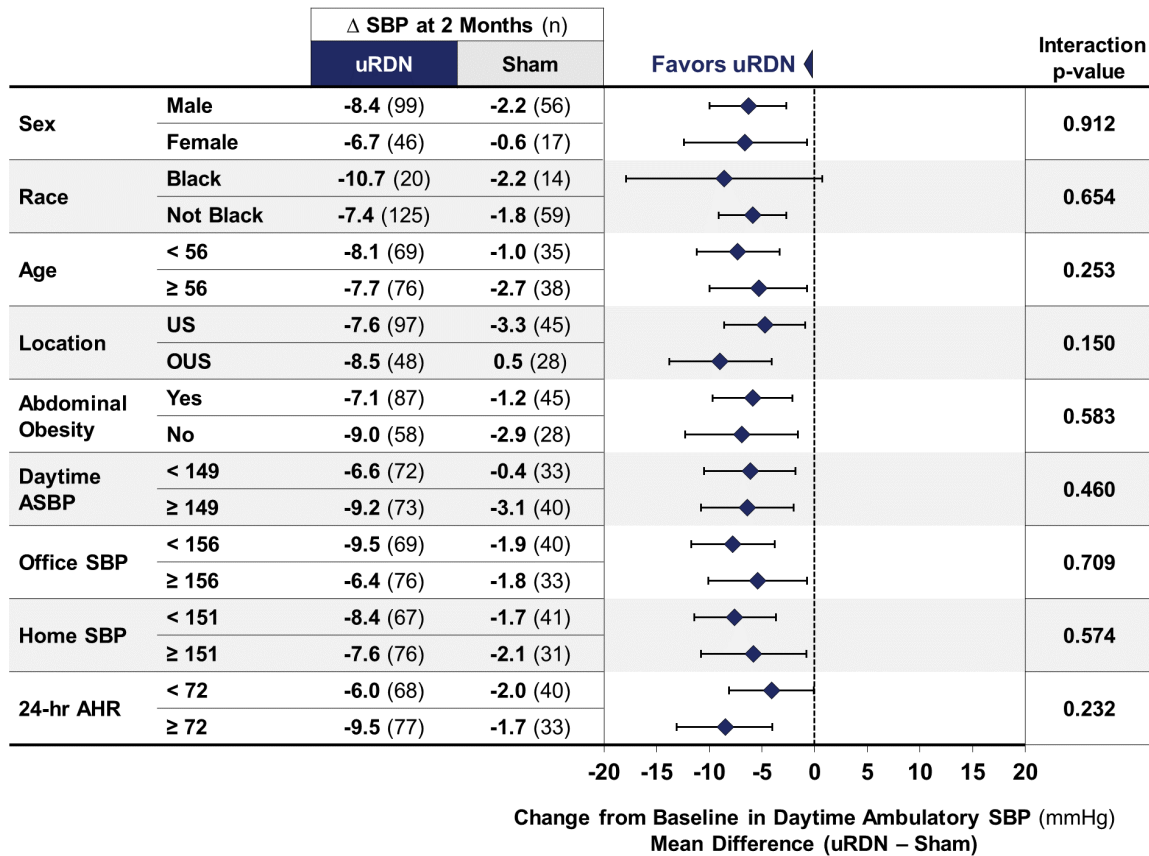


Errata to the Sponsor’s Briefing Document
ReCor Medical
Circulatory System Devices Panel
August 22, 2023

| | |
|--------------------|--|
| Page 77, Figure 33 | X-Axis label corrected to mean difference Δ SBP at 2 months corrected to show means N for uRDN Home SBP < 151 corrected to be N=67 N for Sham 24-hr AHR ≥ 72 corrected to be N=33 |
|--------------------|--|

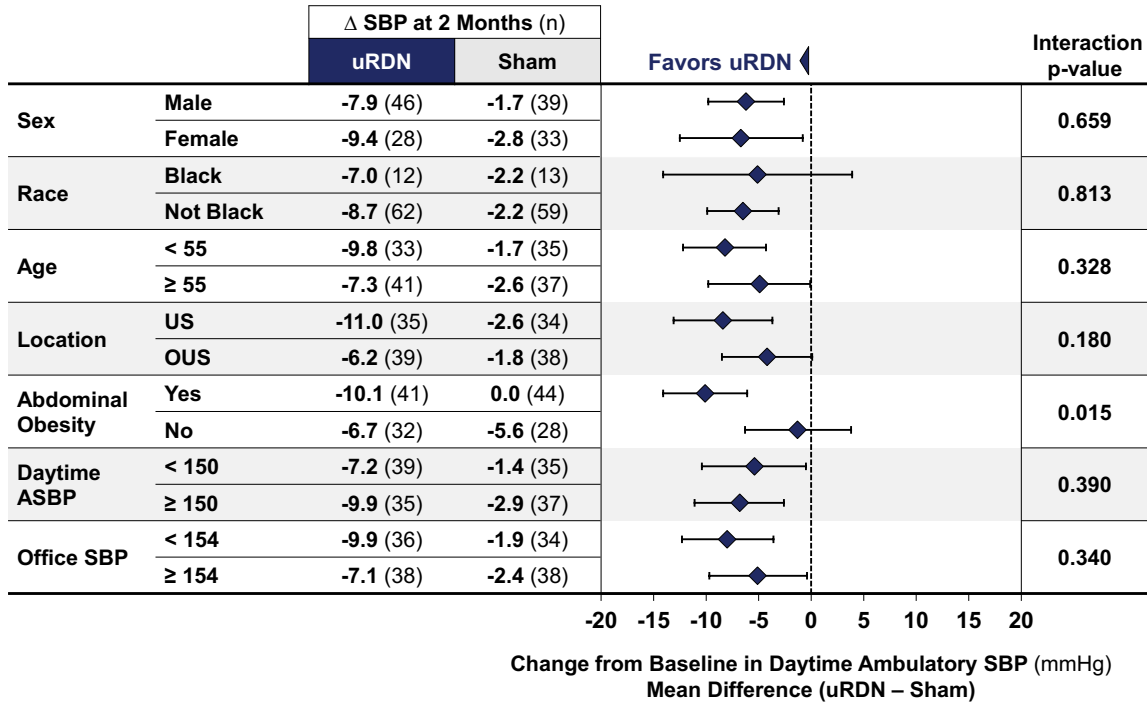
Figure 33: RADIANCE II: Subgroup Analysis of Primary Efficacy – Mean Changes in Daytime Ambulatory SBP by Patient Characteristics (ITT Population)



AHR=ambulatory heart rate; OUS=outside United States; SBP=systolic blood pressure; uRDN=ultrasound renal denervation, US=United States

| | |
|--------------------|---|
| Page 87, Figure 38 | Non-Black subgroup: upper 95% CI of mean difference (uRDN – Sham) corrected to -3.1 Age subgroups corrected to < 55 and ≥ 55 Male subgroup: upper 95% CI of mean difference (uRDN – Sham) corrected to -2.6 N for uRDN abdominal obesity corrected to N=41 |
|--------------------|---|

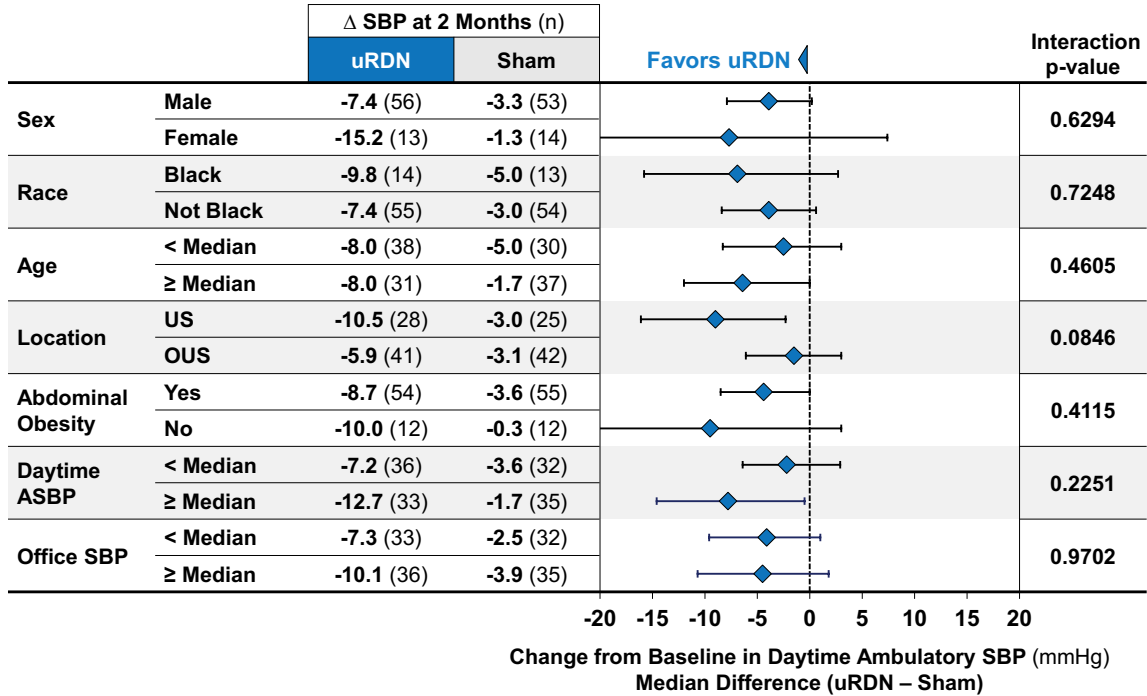
Figure 38: SOLO: Subgroup Analysis of Primary Efficacy – Mean Changes in Daytime Ambulatory SBP by Patient Characteristics (ITT Population)



AHR=ambulatory heart rate; OUS=outside United States; SBP=systolic blood pressure; uRDN=ultrasound renal denervation, US=United States

Page 95, Figure 42 | Female Δ SBP at 2 months in sham corrected to -1.3

Figure 42: TRIO: Subgroup Analysis of Primary Efficacy – Mean Changes in Daytime Ambulatory SBP by Patient Characteristics (ITT Population)



AHR=ambulatory heart rate; OUS=outside United States; SBP=systolic blood pressure; uRDN=ultrasound renal denervation, US=United States