

FDA at a GLANCE

From the OFFICE OF THE COMMISSIONER | April 2023



U.S. FOOD & DRUG ADMINISTRATION

FDA REGULATED PRODUCTS AND FACILITIES

\$2.9 Trillion

FDA oversees the safety of more than **\$2.9 trillion** worth of food, tobacco, and medical products produced in the U.S. and abroad.

21¢ of every dollar

FDA-regulated products account for about **21 cents of every dollar** spent by U.S. consumers.



FDA regulates about **75%** of the U.S. food supply; except meat, poultry, and some egg products.

About 60% of fresh fruit, 35% of vegetables, and 92% of seafood consumption by volume are imports.



There are about **671** FDA-licensed biologics products.

About 71% of biologics sales are imports.



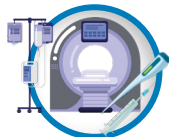
FDA oversees over **100,000** tobacco products, not including ENDS.

About 3% of tobacco product sales are imports.



There are over **20,000** prescription drug products approved for marketing.

About 78% of active pharmaceutical ingredient manufacturers are located outside of the U.S.



FDA oversees over **6,500** different medical device products.

About 43% of medical devices used in the U.S. are imports.



There are about **1,600** FDA-approved animal drug products.

About 6% of animal product sales are imports.



FDA regulations cover about:

- 35,000 produce farms
- 10,500 vending machine operators
- 300,000 restaurant food establishments



- FDA-regulated products are manufactured or handled at nearly 300,000 registered facilities, more than half of which are outside of the U.S.
- FDA-regulated products account for 16% of U.S. imports and 17% of exports.

FDA-Registered Facilities

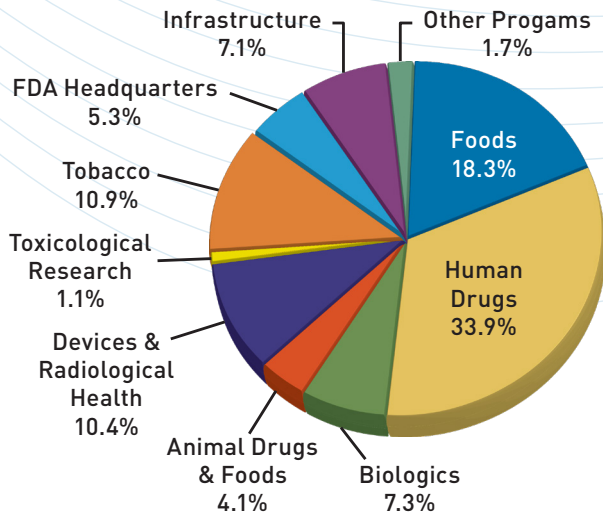
Program	Domestic	Foreign	Total
Animal Drugs	980	701	1,681
Animal Food	18,603	8,281	26,884
Biologics	5,273	659	5,932
Human Drugs	4,791	5,717	10,508
Human Food	91,112	133,569	224,681
Medical Devices	13,010	12,891	25,901
Tobacco	2,035	0	2,035
Total	135,804	161,818	297,622

U.S. Imports and Exports by FDA Program

Program	Imports (Billions)	Exports (Billions)
Animal Food	\$3.20	\$5.73
Biologics	\$51.97	\$25.83
Human & Animal Drugs	\$99.42	\$29.96
Human Food & Cosmetics	\$160.60	\$128.40
Medical Devices	\$66.45	\$55.06
Tobacco	\$1.52	\$0.35
FDA Total	\$383.18	\$245.33
USA Total	\$2,343.18	\$1,431.33

FY 2022 FDA Budget by Program

Percent Distribution by Program (Total = \$6.3 billion)



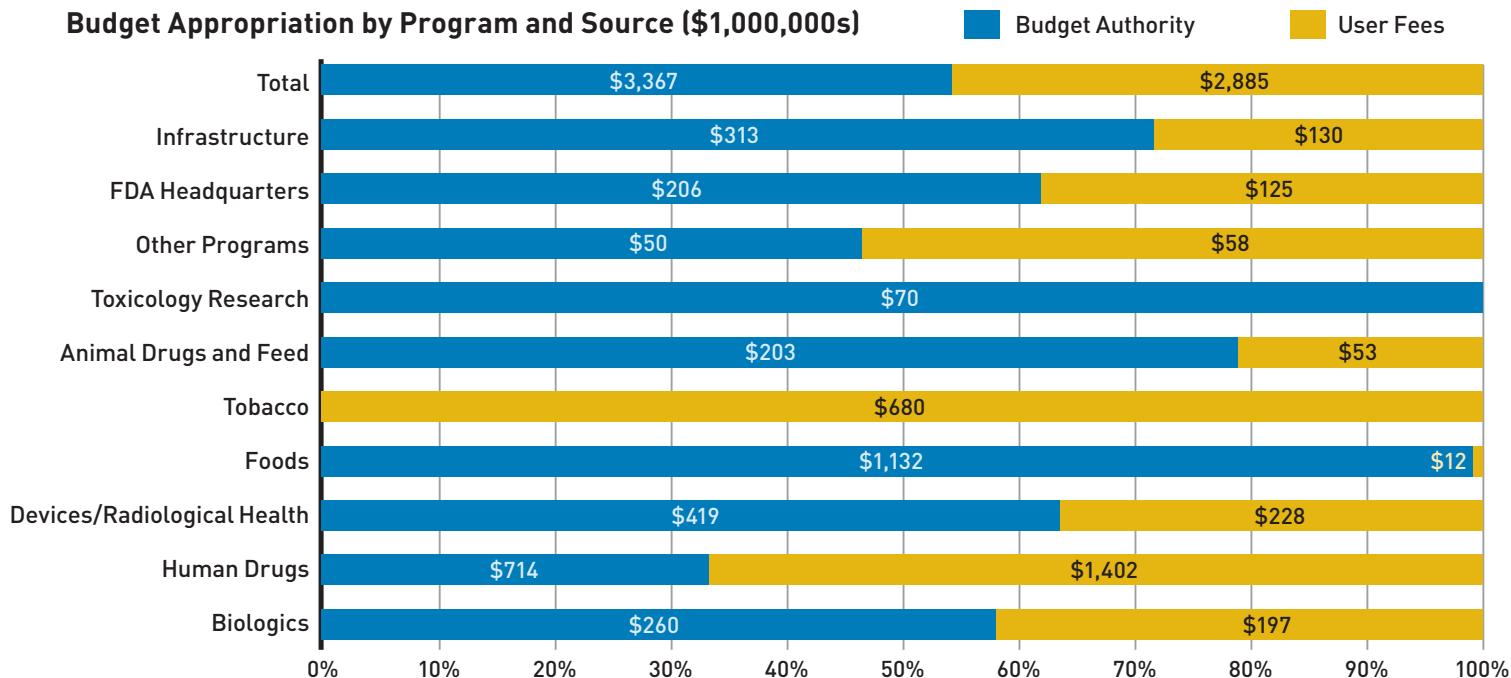
Notes: Infrastructure includes rent, rent related activities, FDA buildings and facilities, and White Oak consolidation. Other Programs includes Export Certification and Color Certification Fund.

FDA's FY 2022 budget (\$6.3 billion):

- Provided by federal budget authorization (54%, or \$3.4 billion) and industry user fees (46%, or \$2.9 billion).
- Equivalent to \$10.14 per American per year and includes 18,662 full time equivalents (FTEs).
- The share of program funding paid by industry user fees ranges from about 1% for Foods to 100% for Tobacco.

The share of a program's funding paid by industry user fees varies from about 1% for Foods to 100% of Tobacco regulatory activities.

Budget Appropriation by Program and Source (\$1,000,000s)



FDA, an agency within the U.S. Department of Health and Human Services, protects public health by regulating human and veterinary drugs, vaccines and other biological products, medical devices, our nation's food supply, cosmetics, dietary supplements, electronic radiation emitting products, and tobacco products. FDA at a Glance is published annually by FDA's Office of Economics and Analysis (OEA), within the Office of Policy, Legislation, and International Affairs, Office of the Commissioner. OEA's mission is to provide public health, economic, and strategic analysis and evaluation to inform FDA's policy and rulemaking decisions.