

LACTATION STUDY BASICS

LESSONS LEARNED

Mary F. Hebert, Pharm.D., FCCP

Professor of Pharmacy

Adjunct Professor of Obstetrics & Gynecology

University of Washington

UNIVERSITY OF WASHINGTON
OBSTETRIC-FETAL
PHARMACOLOGY
RESEARCH UNIT



CONFLICT OF INTEREST

- Consultant UCB Bioscience

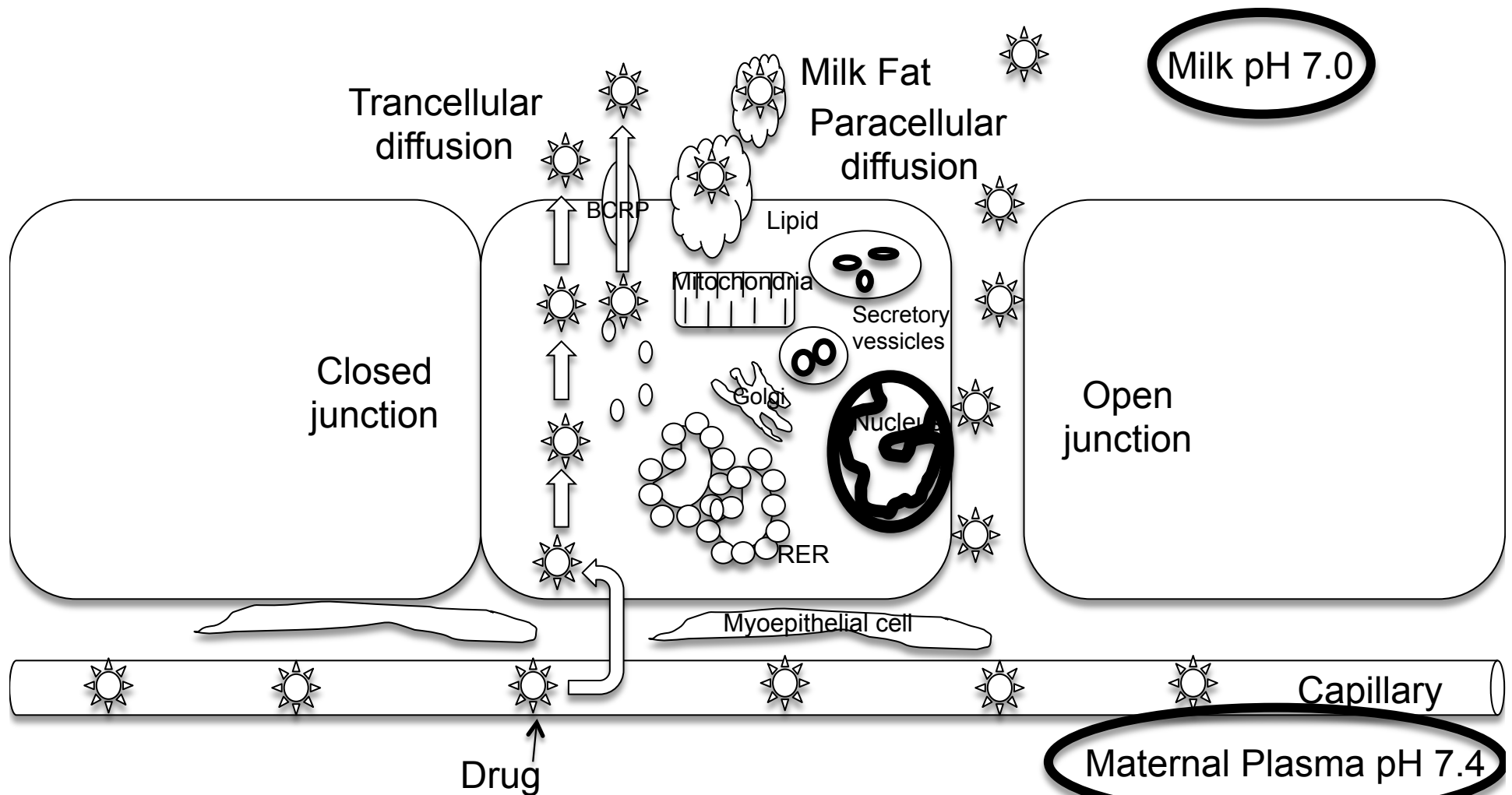
IDEAL STUDY DESIGN

- Intensive sampling maternal pharmacokinetics
 - All milk collected every 2-3 hours over dosing interval or 24 hours
 - Nursing infant concentrations measured
 - Pharmacodynamic outcome measured in nursing infant
 - Infant developmental outcomes and other long-term effects (e.g. cancer risk for immunosuppression)
-

DRUGS WITH VERY LONG HALF-LIVES

- Intensive PK study on day with highest expected infant exposure (i.e. worst case scenario).
 - Determination of how long drug is detectable in breast milk (i.e. intermittent samples until drug is cleared)
 - When Mom is “Pumping and Dumping”, sometimes can obtain all milk for prolonged period of time.
 - Nursing infant sample.
 - Infant outcomes.
-


DRUG TRANSFER INTO BREAST MILK



MAMMARY DRUG TRANSPORTERS

- Organic cation
 - OCT1
 - OCT2
 - OCT3
 - OCTN1
 - OCTN2
 - MDR1
 - MDR3
- Organic anion
 - OAT1-4
 - OATP-A
 - OATP-B
 - OATP-C-E
 - MRP1,2,5
 - MRP3,4
- Other
 - BCRP
 - CNT1,3
 - CNT2
 - ENT1,3
 - ENT2
 - SVCT1
 - SVCT2

DOES IT MATTER HOW AND WHEN YOU COLLECT BREAST MILK SAMPLES?



Colostrum

24-48 hours, Teaspoons
Low in Fat, High in
Carbohydrates, Protein,
and Secretory IgA

Foremilk

Beginning of Feeding, Ounces,
Low in Fat, High in Volume

Hindmilk

End of Feeding,
Higher in Fat

FOREMILK VS HINDMILK

Drug	
Reboxetine	No significant difference in foremilk and hindmilk concentrations (95% CI for difference -1.79 to 0.56 µg/mL, p=0.28)
Paroxetine	Significant gradient effect was observed, with greater paroxetine concentrations found in hindmilk than in foremilk
Sertraline	The breast milk concentrations of sertraline and des-methylsertraline concentrations were lowest in the foremilk and ~2-fold higher in the hindmilk
Imipramine, Amitriptyline, Clomipramine, Dothiepin	Drug concentrations in foremilk, but not in hindmilk, increased in line with its fat content, which was maximal in hindmilk. Foremilk and hindmilk:maternal plasma concentration ratios were 1.0 and 1.5 respectively
Vitamin K ₁	Higher vitamin K ₁ concentrations in hindmilk than foremilk
Calcium, Magnesium, Sodium, Potassium	No significant differences were found in the mineral concentrations in fore and hindmilk
Selenium	Significantly higher concentration in hindmilk than foremilk, p<0.05

Hackett et al. Eur J Clin Pharmacol. 2006 Aug;62(8):633-8. Stowe et al.
 Stowe et al. Am J Psychiatry. 1997 Sep;154(9):1255-60. Yoshida et al. J Affect Disord. 1997 May;43(3):225-37.
 von Kries et al. Pediatr Res. 1987 Nov;22(5):513-7. Smith et al. Nutr. 1982 Mar;35(3):521-6.

COLOSTRUM VERSUS MATURE MILK

	Energy (measured)		Protein (true protein)		Fat	
	Preterm	Term	Preterm	Term	Preterm	Term
Colostrum	49	54	2.7	2.0	2.2	1.8
Mature milk	73	63	1.1	1.0	3.3	3.4
Difference	49%	16%	-61%	-52%	50%	93%
p-value	<0.00001*	<0.00001*	<0.00001*	<0.00001*	<0.00001*	<0.00001*

META-ANALYSIS SUMMARY ESTIMATES OF BREAST MILK COMPOSITION PER 100 ML


Preterm	Energy (kcal)	Protein (g)	Fat (g)
1 st week	60 (45–75)	2.2 (0.3-4.1) *	2.6 (0.5-4.7)*
2 nd week	71 (49–94) *	1.5 (0.8-2.3) *	3.5 (1.2-5.7)*
Week 3/4	77 (61–92) *	1.4 (0.6-2.2) *	3.5 (1.6-5.5)
Week 10/12	66 (39–94)	1.0 (0.6-1.4) *	3.7 (0.8-6.5)
Term	Energy (kcal)	Protein (g)	Fat (g)
1 st week	60 (44–77)	1.8 (0.4-3.2)	2.2 (0.7-3.7)
2 nd week	67 (47–86)	1.3 (0.8-1.8)	3.0 (1.2-4.8)
Week 3/4	66 (48–85)	1.2 (0.8-1.6)	3.3 (1.6-5.1)
Week 10/12	68 (50–86)	0.9 (0.6-1.2)	3.4 (1.6-5.2)

Estimates as +/- 2 standard deviations assumed no skew. Energy values were bomb calorimeter measured values except for 10–12 weeks, which were calculated values. Protein values are true measured protein, not based on total nitrogen content.

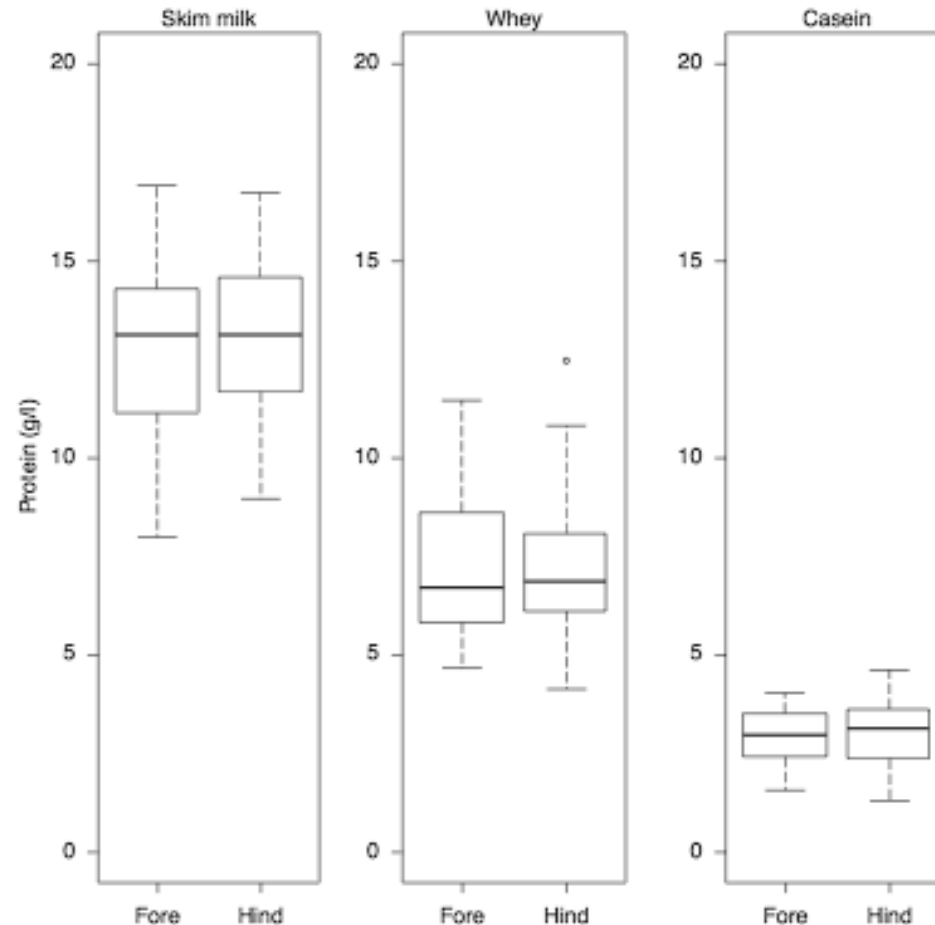
* Significantly different than term.

Gidrewica DA et al. BMC Pediatr. 2014 Aug 30;14:216.

MILK FRACTIONS



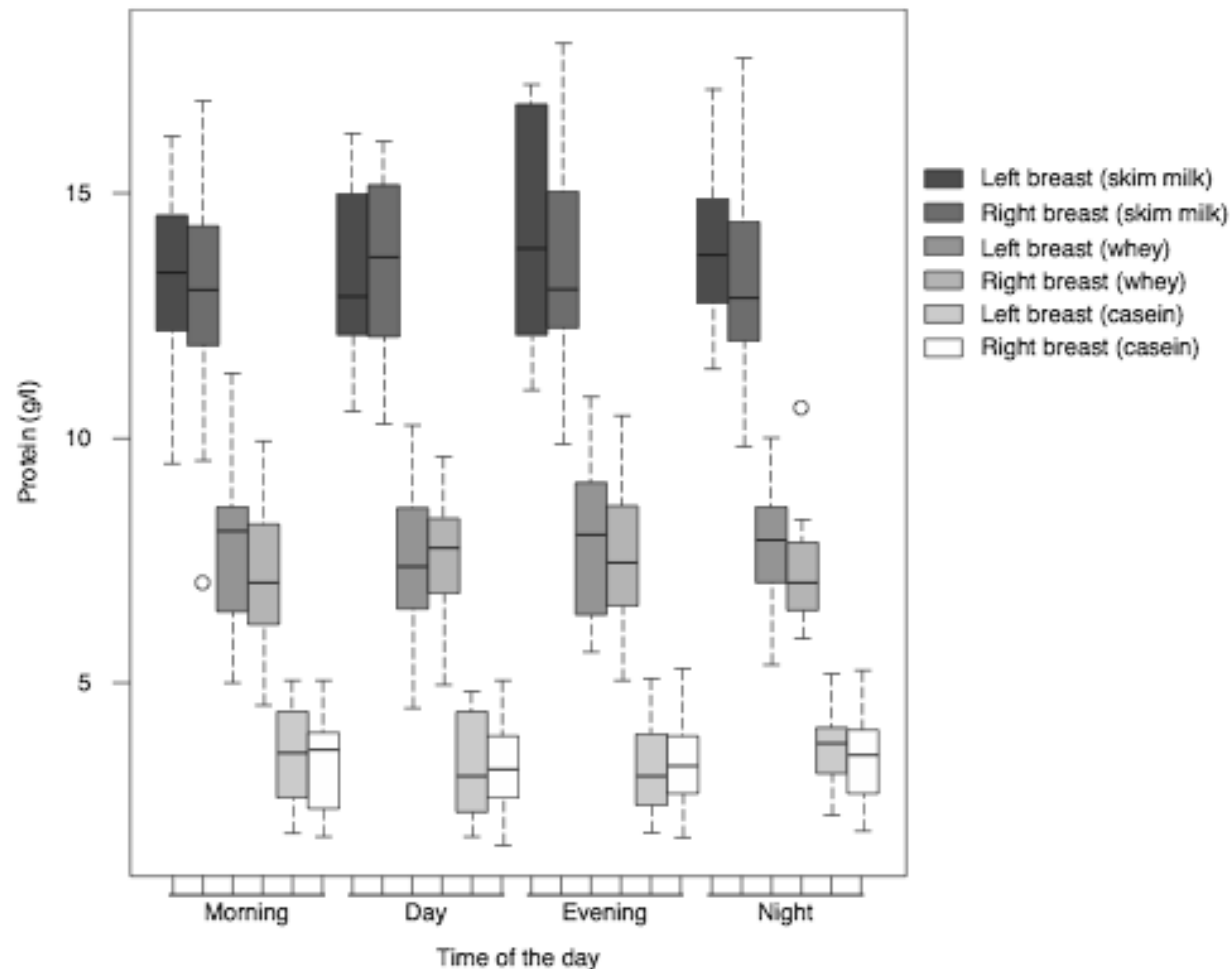
PROTEIN CONCENTRATIONS IN FOREMILK AND HINDMILK



Distribution of protein concentration of skim, whey, and casein fractions in fore and hindmilk collected during breast expression. Values are shown by box plots illustrating median (indicated by the bold line), quartiles (box), range (error bars), and outliers (o). No significant differences were found.

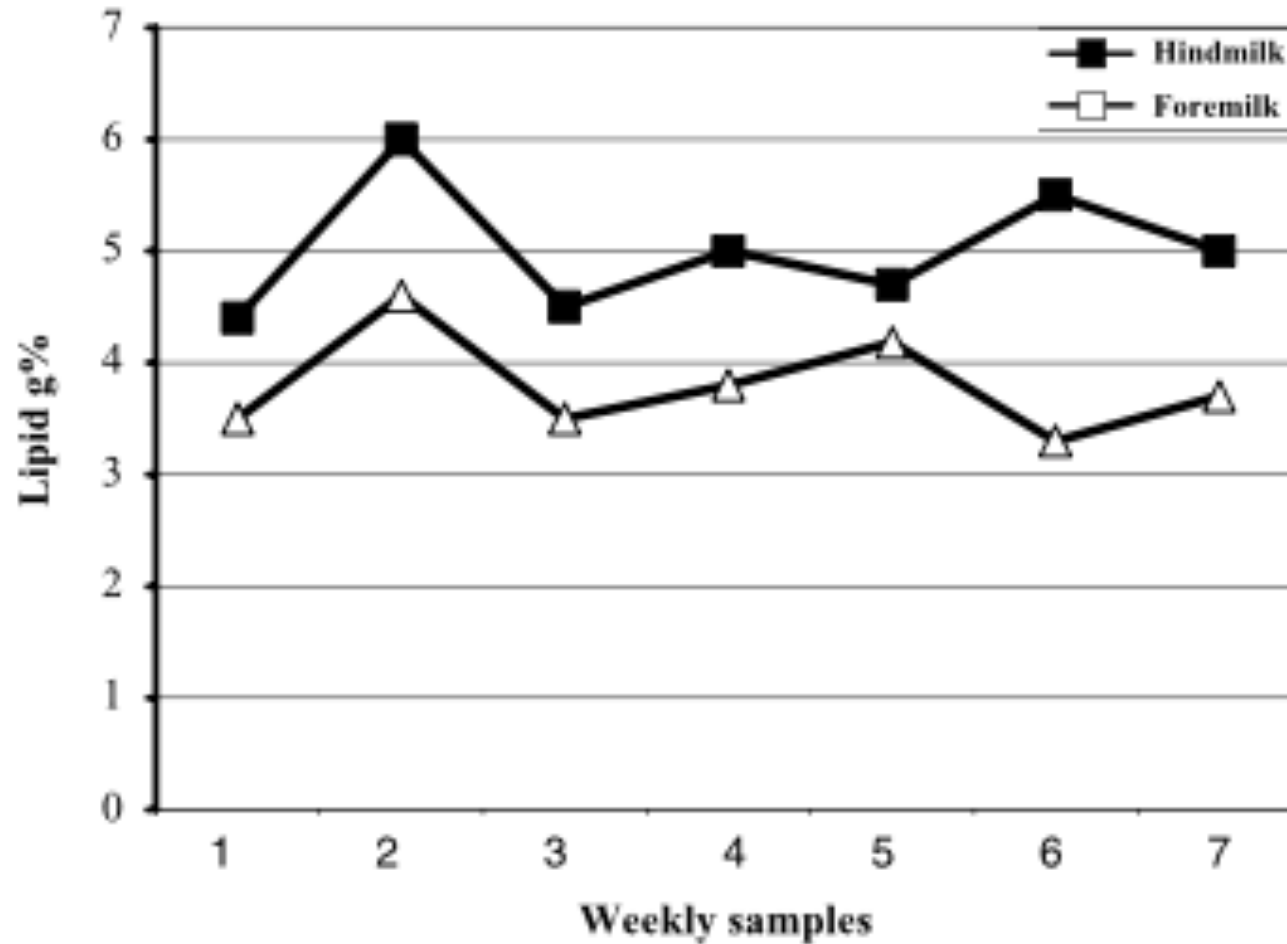
Kahn S et al. J Pediatr Gastroenterol Nutr. 2012 Aug;55(2):136-41.

PROTEIN CONCENTRATIONS BETWEEN BREAST AND EFFECTS OF TIMING



Comparison of protein concentration between breasts in skim, whey, and casein fractions across 4 time points of the day. Box plots represent median (indicated by the bold line), quartiles (box), range (error bars). Kahn S et al. J Pediatr Gastroenterol Nutr. 2012 Aug;55(2):136-41.

LIPID CONTENT IN FOREMILK AND HINDMILK



Charpak N et al. Acta Paediatr. 2007 Dec;96(12):1755-9.

BREAST MILK DURING WEANING


- Longer duration between nursing -> lower fat content in milk
- Lower total milk volume during weaning

MUST HAVE RESOURCES FOR MOTHER AND BABY



BREAST PUMPS

HOSPITAL GRADE DOUBLE ELECTRIC VS MANUAL



Medela Classic



Medela Symphony



Medela



Nuk Expressive



Spectra Dew 350

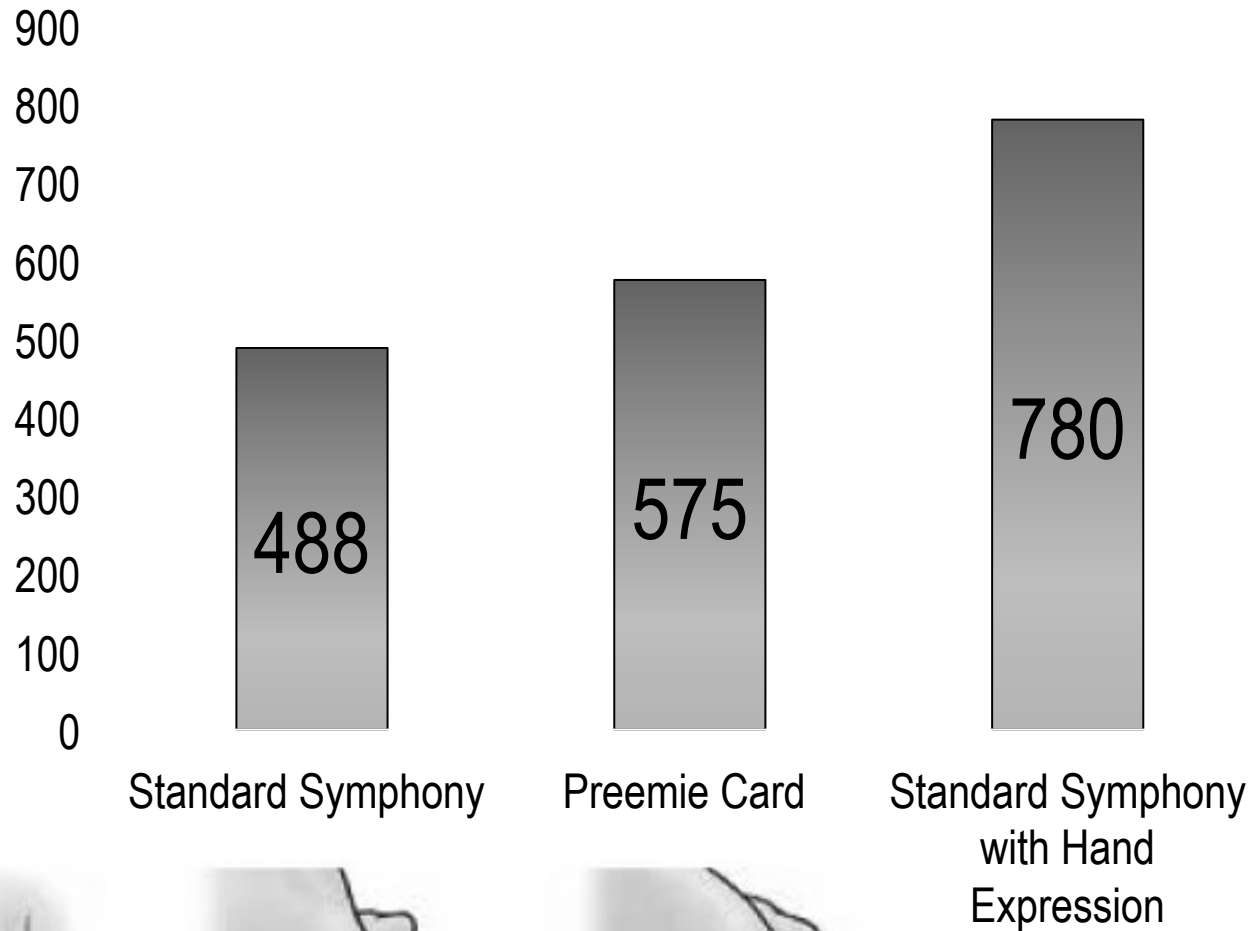


Evenflo



Avent

COMPARING PUMP-ALONE TO PUMP-PLUS-HAND-EXPRESSION: MILK VOLUME IN ML/DAY AT 2 WEEKS POSTPARTUM



Press (back towards your chest)



Compress





Relax

Meier 2012, Morton 2009



TRICKS OF THE LACTATION NURSES WHEN NURSING NOT ALLOWED



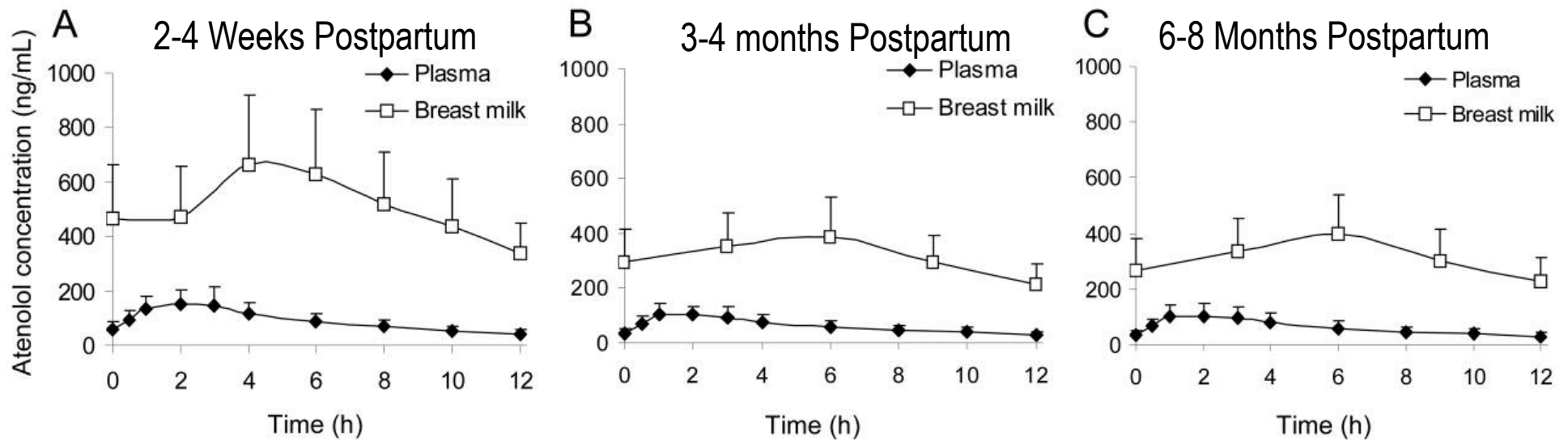
CLEAN AND STERILIZED



CONSIDER DRUG BINDING TO COLLECTION EQUIPMENT

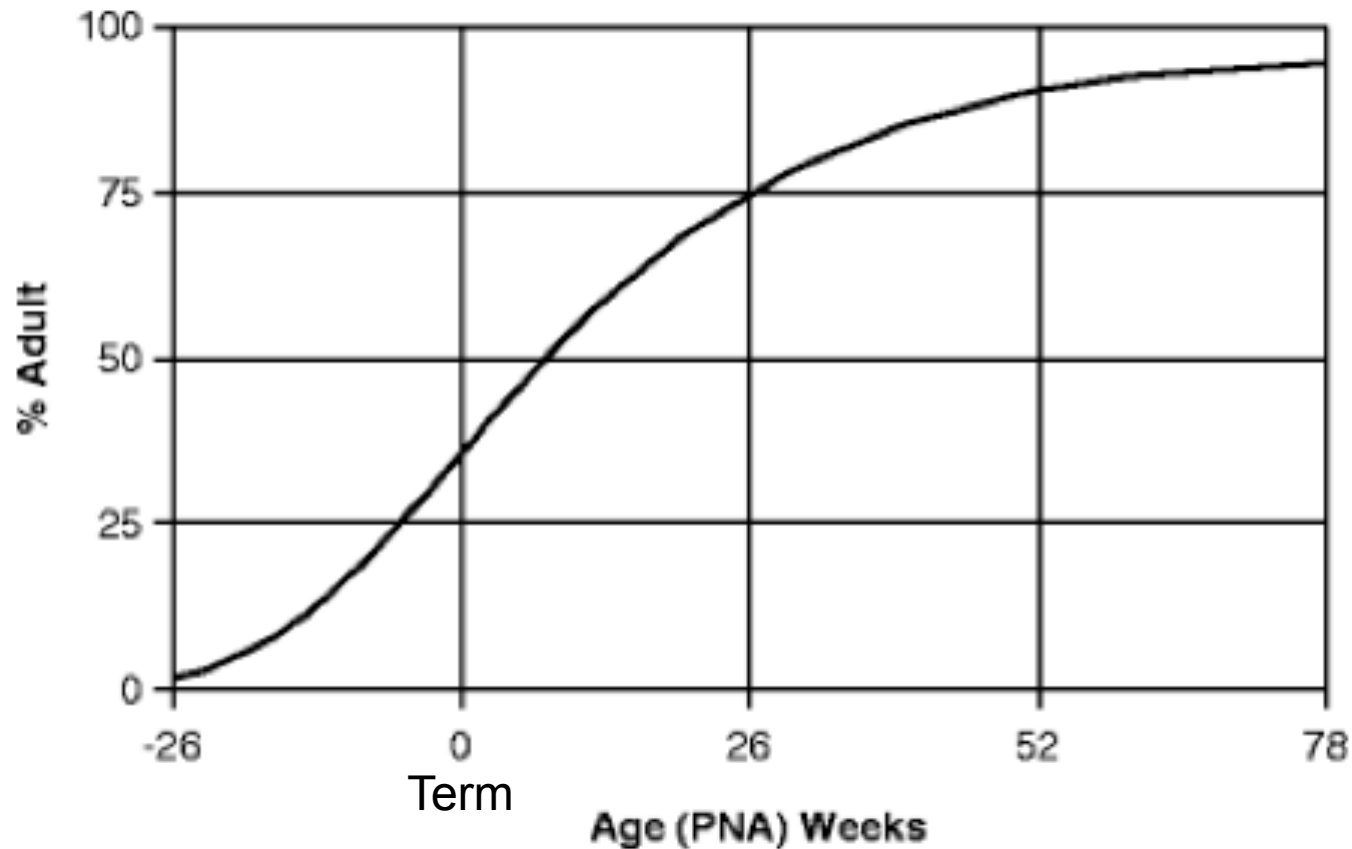


MATERNAL AND BREAST MILK ATENOLOL CONCENTRATIONS

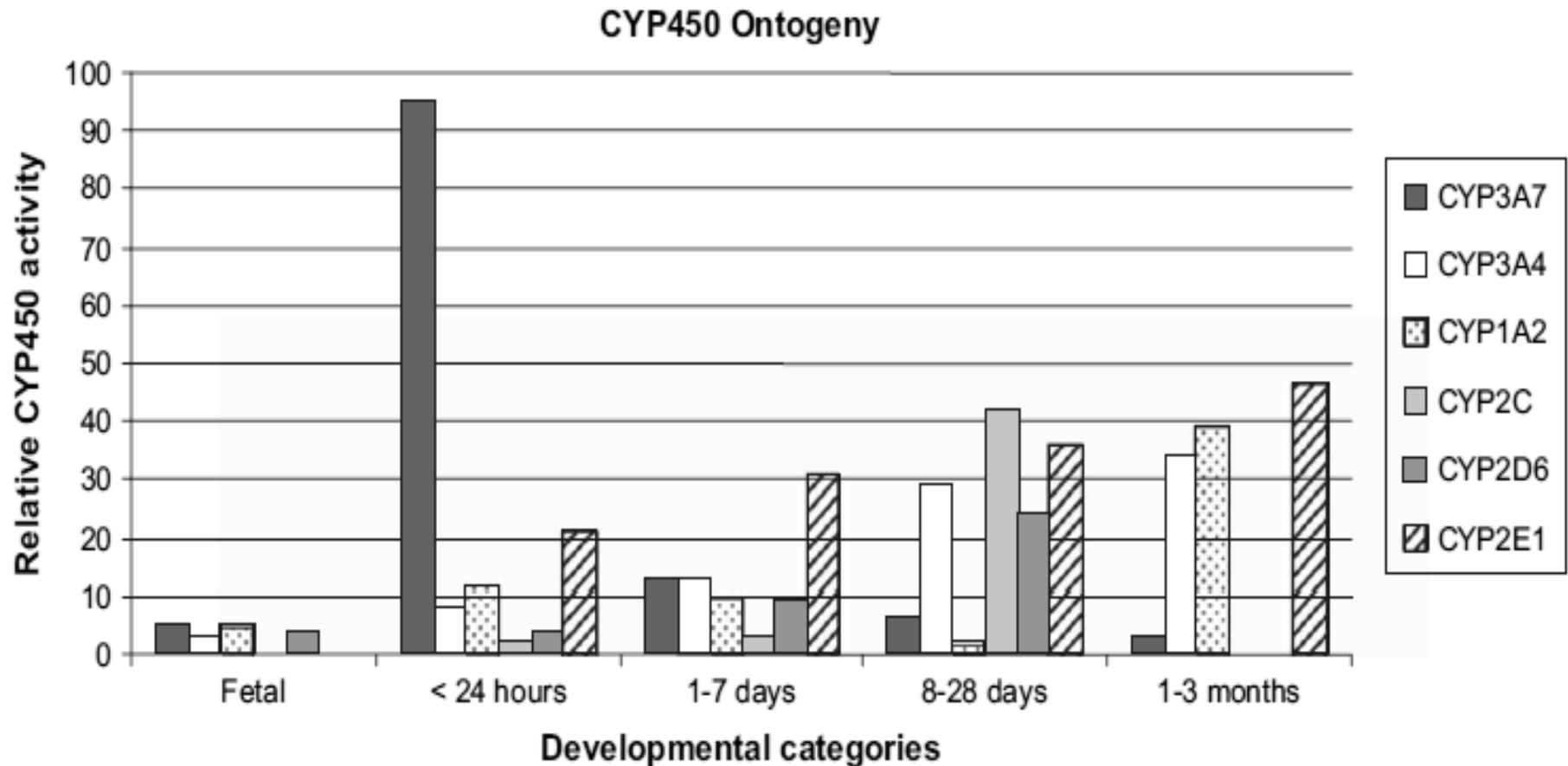


- peak concentrations are later and higher than maternal peak.
- Mammary clearance higher 2-4 weeks postpartum that 3-8 months postpartum.
- All breastfeeding infant concentrations at 3-4 months postpartum are below limit of quantification for assay (<10 ng/mL).

MATURATION OF GFR SHOWING THE PREDICTIONS OF THE SIGMOID HYPERBOLIC FUNCTION.



P450 ENZYME ONTOGENY



Blake et al. Seminars in Fetal & Neonatal Medicine 2005;10:123-38.

SUMMARY-STUDY DESIGN MATTERS

- Need to accommodate mother and infant on research unit
- No nursing during study
 - Returning milk to infant
- How breast milk is collected
 - Colostrum vs. Foremilk vs. Hindmilk
 - Breast pump vs. Manual vs. Both
 - Glass vs. Plastic
 - Frequency of collections
- When breast milk is collected
 - 2-4 weeks vs. 3-8 months postpartum
 - Peak maternal concentrations not necessarily the same as peak breast milk concentrations

SUMMARY – INFANT CONSIDERATIONS

- Just because a drug is excreted into breast milk does not mean that breastfeeding is contraindicated
 - Infant outcomes
 - Value of breast milk vs. risks of drug exposure
 - Infant concentrations dependent on:
 - Premature vs. Term Infant
 - Total drug excretion in breast milk
 - Oral bioavailability
 - Infant renal function
 - Enzyme ontogeny
-

THANK YOU FOR YOUR ATTENTION